

This map is based on Ordnance Survey material with the permission of Ordnance Survey on behalf of HMSO. Unauthorised reproduction infringes Crown Copyright and may lead to prosecution or Civil proceedings. London Borough of Merton 100019259. 2012.

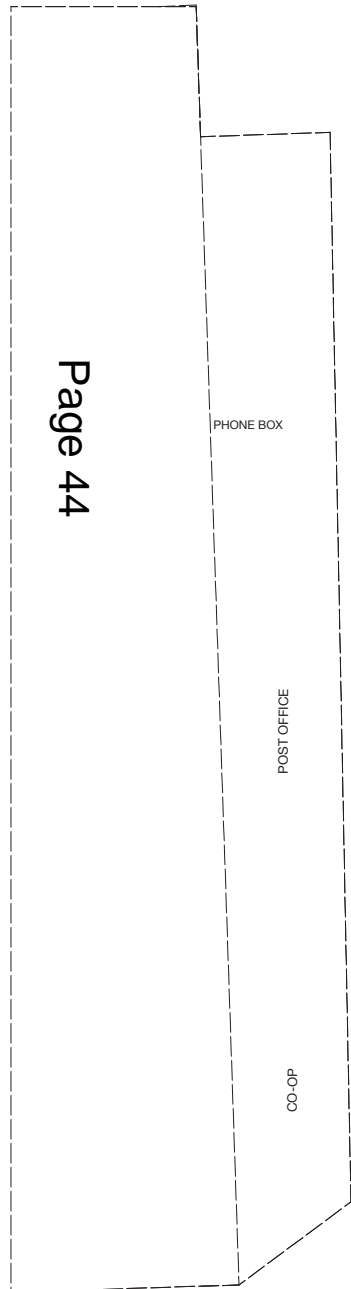
2A Amity Grove

Scale 1/1250

Date 2/6/2015

London Borough of Merton
100 London Road
Morden
Surrey
SM4 5DX

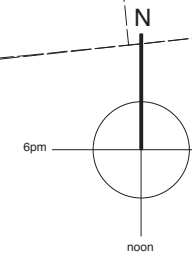
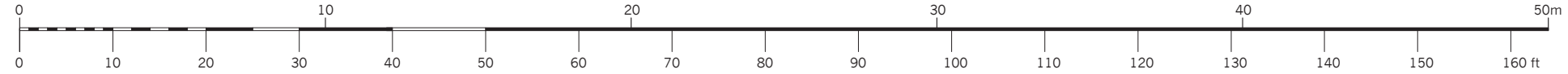




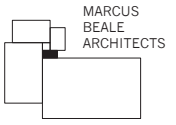
KEY

- SITE BOUNDARY
- RETAIL / COMMERCIAL
- LIVING SPACES
- BEDROOMS
- KITCHEN / DINERS
- BATHROOMS
- SUNKEN COURTYARD

UNIT	GROSS INTERNAL AREA
COMMERCIAL/RETAIL	278m ² (180m ² this level)
1 (3 BED)	170m ² (87m ² this level)
2 (3 BED)	123m ² (73m ² this level)

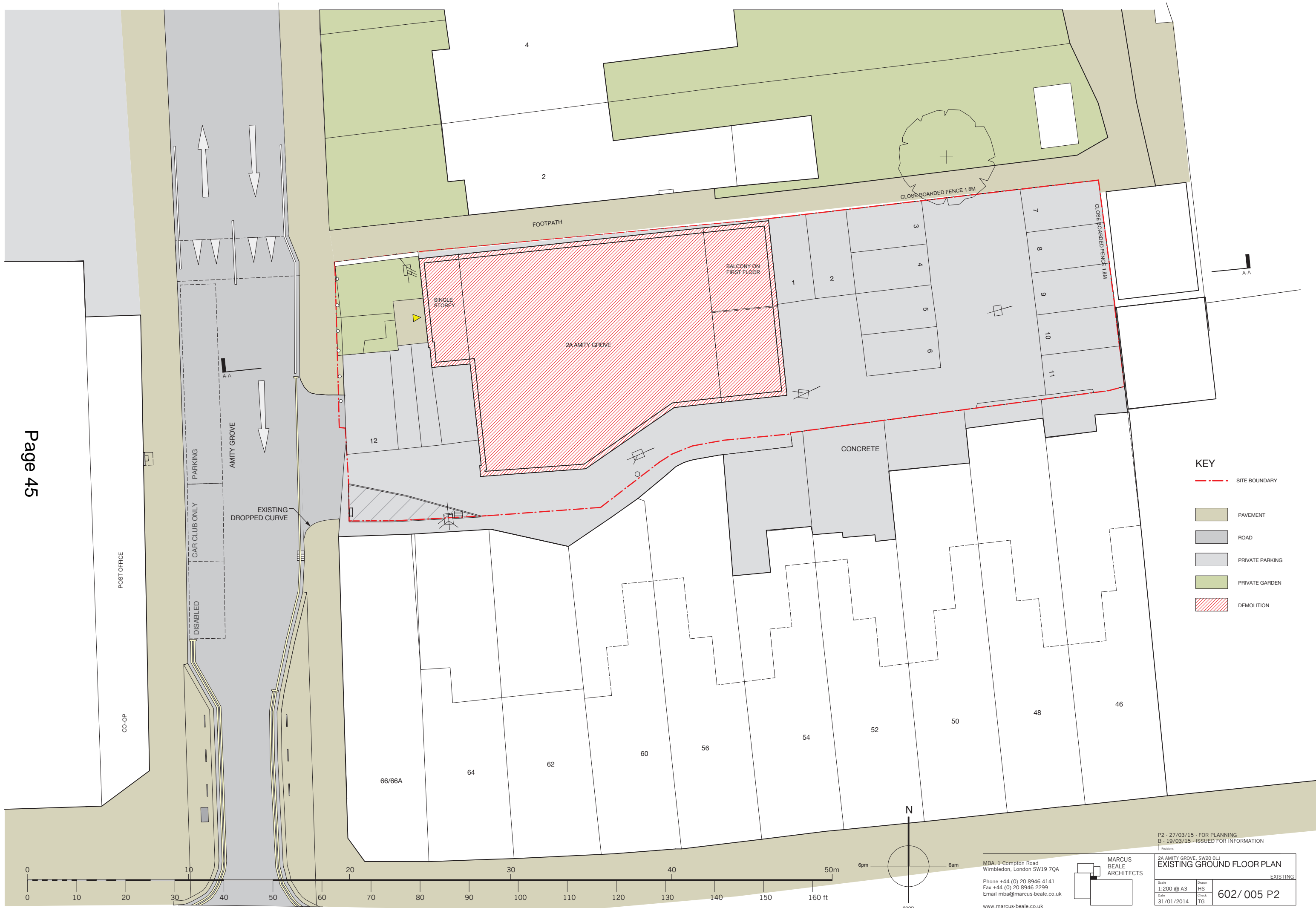


MBA, 1 Compton Road
Wimbledon, London SW19 7QA
Phone +44 (0) 20 8946 4141
Fax +44 (0) 20 8946 2299
Email mba@marcus-beale.co.uk
www.marcus-beale.co.uk



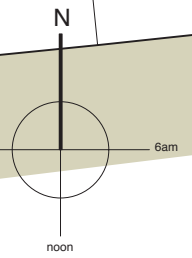
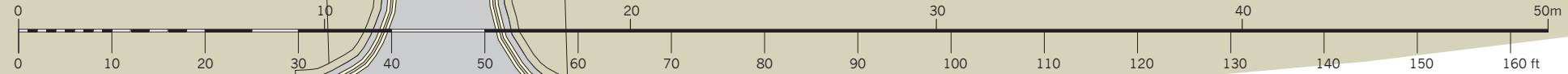
P1 - 27/3/15 - FOR PLANNING
A - 19/02/15 - ISSUED FOR INFORMATION

2A AMITY GROVE, SW20 0LJ		PROPOSED	
BASEMENT PLAN			
Scale 1:200 @ A3	Drawn HS	602/010 B	
Date 31/01/2014	Check TG		

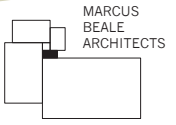


KEY

- - - SITE BOUNDARY
- PAVEMENT
- ROAD
- PRIVATE PARKING
- PRIVATE GARDEN
- DEMOLITION



MBA, 1 Compton Road
Wimbledon, London SW19 7QA
Phone +44 (0) 20 8946 4141
Fax +44 (0) 20 8946 2299
Email mba@marcus-beale.co.uk
www.marcus-beale.co.uk



P2 - 27/03/15 - FOR PLANNING	
B - 19/03/15 - ISSUED FOR INFORMATION	
<small>Revisions</small>	
2A AMITY GROVE, SW20 0LJ	
EXISTING GROUND FLOOR PLAN	
EXISTING	
Scale 1:200 @ A3	Drawn HS
Date 31/01/2014	Check TG
602/005 P2	



KEY

- - - SITE BOUNDARY
- RETAIL / COMMERCIAL
- CIRCULATION
- LIVING SPACES
- BEDROOMS
- KITCHEN / DINERS
- BATHROOMS
- T TERRACE
- PRIVATE SPACE
- PAVEMENT
- PERMEABLE BOUND GRAVEL
- ROAD

UNIT	GROSS INTERNAL AREA
COMMERCIAL/ RETAIL	278m ² (98m ² this level)
1 (3 BED)	170m ² (83m ² this level)
2 (3 BED)	123m ² (50m ² this level)

P4 - 4/06/15 - Bin store and bike store swapped and three additional bike store lockers. Entrance widened and access gate amended. Bin store door added
 P3 - 21/05/15 - FOR PLANNING
 P2 - 27/03/15 - FOR PLANNING
 B - 19/02/15 - ISSUED FOR INFORMATION

MBA, 1 Compton Road
 Wimbledon, London SW19 7QA
 Phone +44 (0) 20 8946 4141
 Fax +44 (0) 20 8946 2299
 Email mba@marcus-beale.co.uk
 www.marcus-beale.co.uk

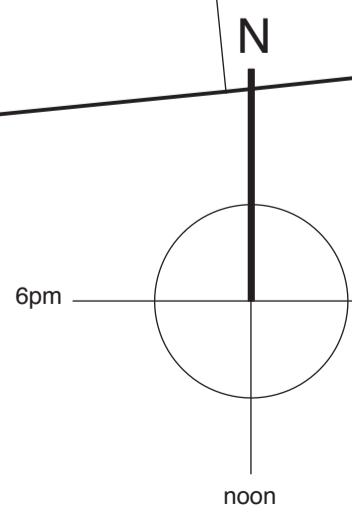
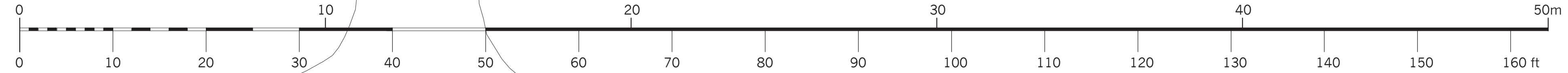
MARCUS
 BEALE
 ARCHITECTS

2A AMITY GROVE, SW20 0LJ	
GROUND FLOOR PLAN	
Scale: 1:200 @ A3	Drawn: Mx/B
Date: 31/01/2014	Check: HS
602/011 P4	
PROPOSED	

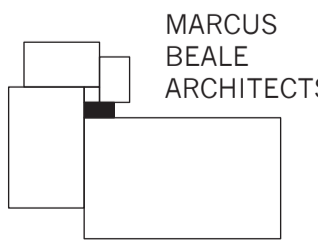


- KEY**
- SITE BOUNDARY
 - CIRCULATION
 - LIVING SPACES
 - BEDROOMS
 - KITCHEN / DINERS
 - BATHROOMS
 - T TERRACE
 - GREEN ROOF

FLAT	GROSS INTERNAL AREA
3 (2 BED)	110m ²
4 (2 BED)	75m ²



MBA, 1 Compton Road
Wimbledon, London SW19 7QA
Phone +44 (0) 20 8946 4141
Fax +44 (0) 20 8946 2299
Email mba@marcus-beale.co.uk
www.marcus-beale.co.uk



P3 - 4/06/15 - Zinc cladding shown and binstore updated
P2 - 27/03/15 - FOR PLANNING
B - 19/02/15 - ISSUED FOR INFORMATION

Revisions

Scale	1:200 @ A3	Drawn	HS
Date	31/01/2014	Check	TG

2A AMITY GROVE, SW20 0LJ
FIRST FLOOR PLAN
PROPOSED
602/012 P3

AMITY GROVE

POST OFFICE

CO-OP

66/66A

64

62

60

56

54

52

50

48

46

4

2

Window to habitable room at first floor

Rear of Existing Building

Secure Roof Light

Green Roof

rwp

rwp

Obscured Glazing

T 5 sqm

18 sqm

13 sqm

18 sqm

12 sqm

27 sqm

T 12 sqm

T 6 sqm

15 sqm

12 sqm

13 sqm

ST

BATH

ST

BATH

ST

LIFT

A-A

B-B

A-A



KEY

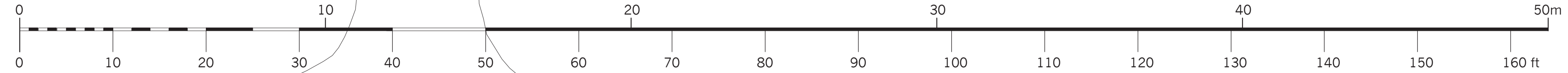
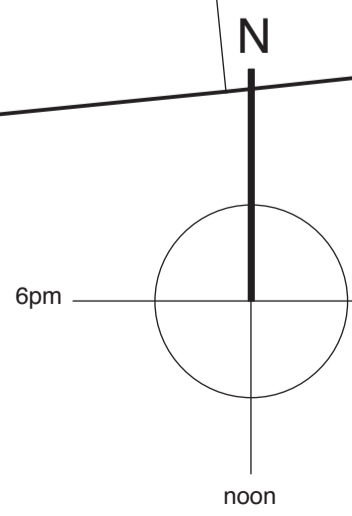
- SITE BOUNDARY
- CIRCULATION
- LIVING SPACES
- BEDROOMS
- KITCHEN / DINERS
- BATHROOMS
- T TERRACE

FLAT	GROSS INTERNAL AREA
5 (1 BED)	50m ²
6 (1 BED)	55m ²
7 (2 BED)	75m ²

P3 - 4/07/15 - Zinc cladding shown and bin store updated
 P2 - 27/03/15 - FOR PLANNING
 B - 19/02/15 - ISSUED FOR INFORMATION

2A AMITY GROVE, SW20 0LJ		PROPOSED	
SECOND FLOOR PLAN			
Scale 1:200 @ A3	Drawn HS	602/013 P3	
Date 31/01/2014	Check TG		

MARCUS BEALE ARCHITECTS
 2A AMITY GROVE, SW20 0LJ
 Phone +44 (0) 20 8946 4141
 Fax +44 (0) 20 8946 2299
 Email mba@marcus-beale.co.uk
 www.marcus-beale.co.uk



A-A

AMITY GROVE

POST OFFICE

CO-OP

4

B-B

2

A-A

B-B

66/66A

64

62

60

56

54

52

50

48

46

5 sqm

22 sqm

FLAT 5

13 sqm

FLAT 7

27 sqm

7 sqm

FLAT 6

23 sqm

12 sqm

12 sqm

6 sqm

7 sqm