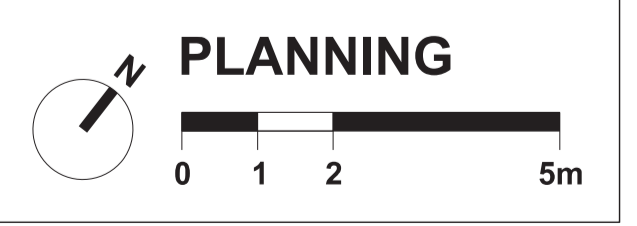


- General Notes:**
- G1 For Site and Grid setting out refer to AKCSW/3000
 - G2 All dimensions to be checked on site
 - G3 Any discrepancies between drawings to be reported to the Architect immediately.
 - G4 All Levels are above ordnance datum (AOD)
New Levels are shown thus: D20.345
Existing Levels are shown thus: EX20.345
Retained Existing Levels: EX-20.345
 - G5 Use figured dimensions only. Do not scale from drawings. IF IN DOUBT, ASK.
 - G6 Refer to Structural Engineers drawings for all structural and services information.
 - G7 For tolerances see the Design Drawings and Specifications
 - G8 For elements of work subject to Contractor's Design, this drawing is indicative of the visual & performance requirements only. The Contractor is responsible for the detailed design and co-ordination of the installation within the parameters defined in the specification, design drawings, contract terms and contract documents.
 - G9 Room numbers are shown thus: 115
 - G10 Door(D) & Window (W) References are shown thus: D15
 - G11 Clear height is shown thus (finished floor to finished soffit) 2750
 - G12 T Sheet Reference shown thus RHS-01
 - G13 Finishes are shown thus: SOP
 - G14 Setting Out Points shown thus: SOP
 - G15 Refer to AKCSW/100 for T Sheet references, and to AKCSW/102 for Architectural Specifications.



Work Package	Cost Check	Info/Briefing	Tender	Contract	Construction

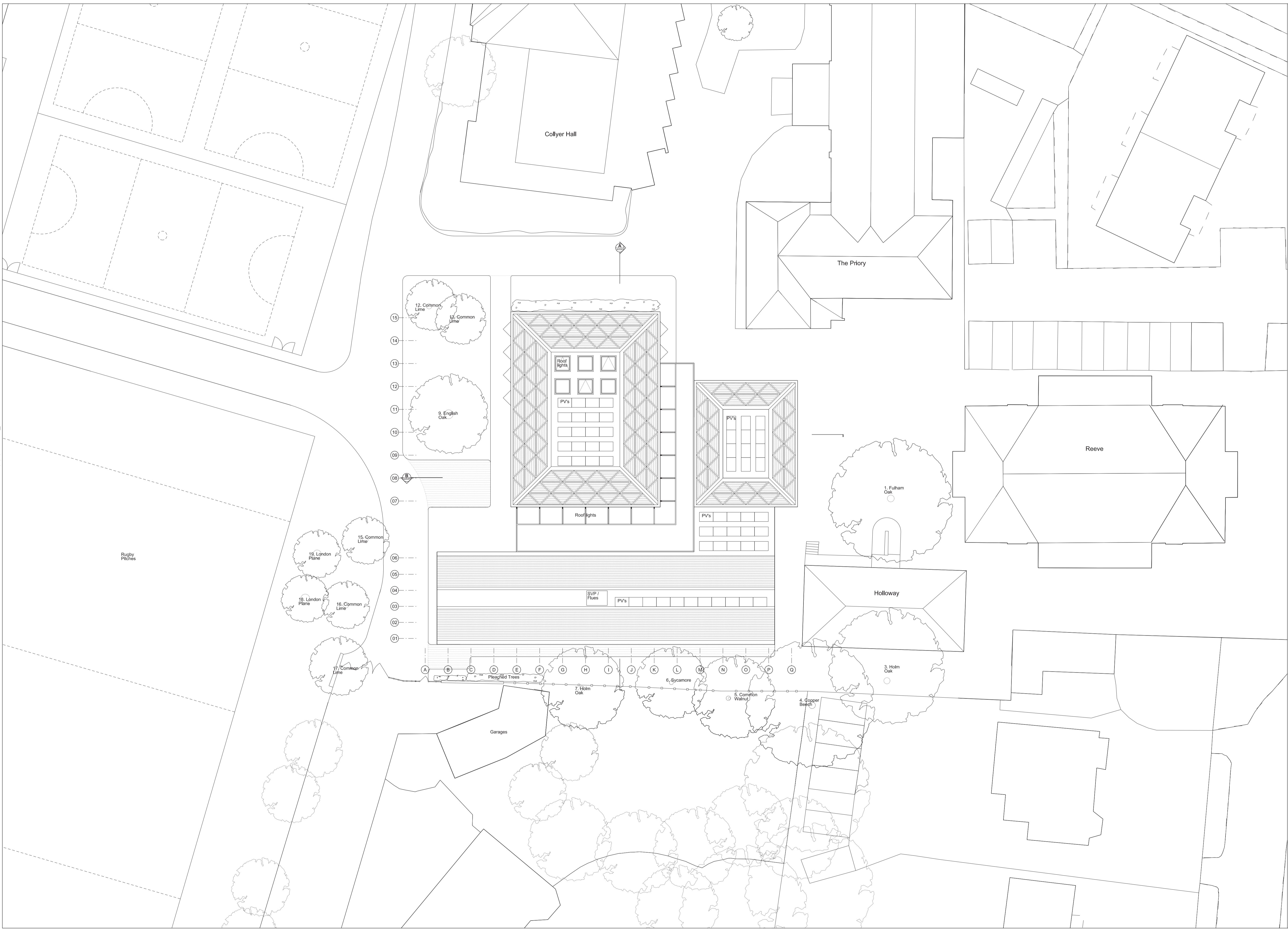
Date	Ref.	Revision	Approved by
16.12.2014	-	Issued under Memo 029 for Planning Application	SJ

Date	Ref.	Revision


Project	King's College School Wimbledon, Music School
Subject	Ground Floor Plan
Architects	Hopkins Architects Partnership LLP 27 Broadway Terrace, London, NW1 6LG T: 020 7724 1751 E: mail@hopkins.co.uk

Sort Code	Drawing Number	Rev.
AKCSW	0401	-

Date 30.05.2014 Scale 1:100 at A1



- General Notes:**
- G1 For Site and Grid setting out refer to AKCSW/3000
 - G2 All dimensions to be checked on site
 - G3 Any discrepancies between drawings to be reported to the Architect immediately.
 - G4 All Levels are above ordnance datum (AOD)
 New Levels are shown thus: 15.345
 Existing Levels are shown thus: EX-20.345
 Retained Existing Levels: EX+20.345
 - G5 Use figured dimensions only. Do not scale from drawings. IF IN DOUBT, ASK.
 - G6 Refer to Structural Engineers drawings for all structural and services information.
 - G7 For tolerances see the Design Drawings and Specifications
 - G8 For elements of work subject to Contractor's Design, this drawing is indicative of the visual & performance requirements only. The Contractor is responsible for the detailed design and co-ordination of the installation within the parameters defined in the specification, design drawings, contract terms and contract documents.
 - G9 Room numbers are shown thus: 115
 - G10 Door(D) & Window (W) References are shown thus: D1 W2
 - G11 Clear height is shown thus (finished floor to finished soffit) <2750
 - G12 T Sheet Reference shown thus WS-01
 - G13 Finishes are shown thus: [Symbol]
 - G14 Setting Out Points shown thus: [Symbol]
 - G15 Refer to AKCSW/9100 for T Sheet references, and to AKCSW/9102 for Architectural Specifications.



Work Package	Cost Check	Info/Briefing	Tender	Contract	Construction

Date	Ref.	Revision	Approved by
16.12.2014	-	Issued under Memo 029 for Planning Application	SJ

Date	Ref.	Revision

Project King's College School Wimbledon, Music School
 Subject Roof Plan
 Architects Hopkins Architects Partnership LLP
 27 Broadley Terrace, London, NW1 6LG
 T: 020 7724 1751 E: mail@hopkins.co.uk

Sort Code	Drawing Number	Rev.
A/KCSW	0403	-

Date 30.05.2014 Scale 1:200 at A1