

Member Survey 2023-24

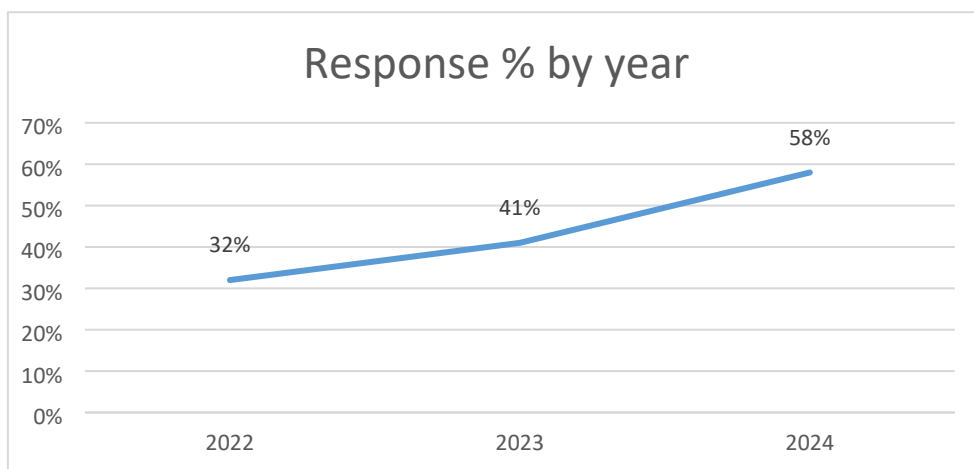
Survey respondents

The member survey was sent out to fifty-seven Councillors and three co-opted members giving a survey cohort totalling 60 members.

Response rate

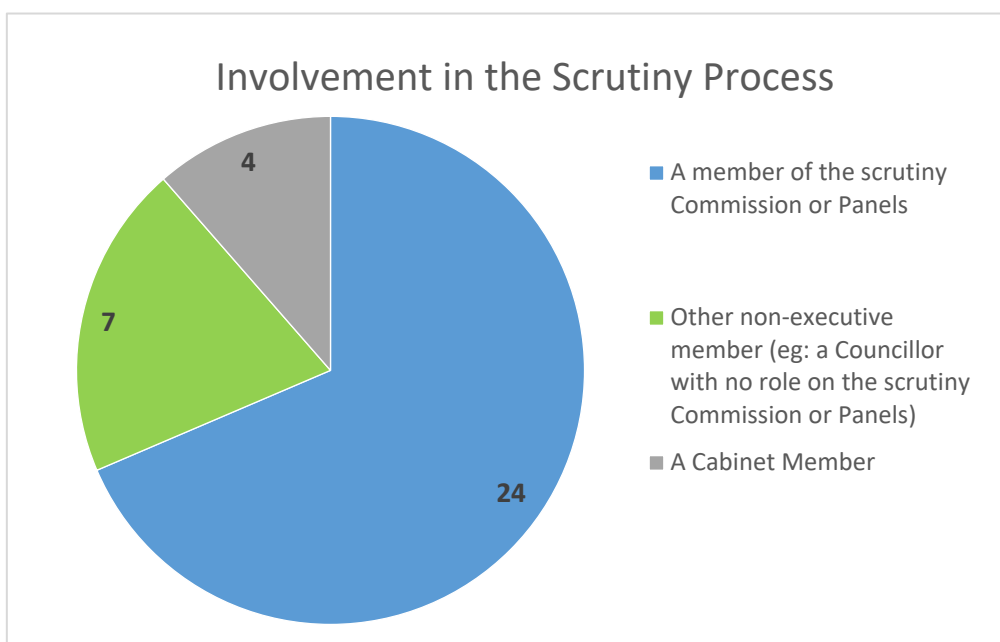
35 Councillors responded to the 2023-24 survey, giving a response rate of 58%. This is an improvement on the 41% response rate in 2022-23.

Diagram 1: Member survey response rate



The majority of this year's 35 respondents have been actively involved in the scrutiny process over the past year:

Diagram 2: Survey Respondents



• 24

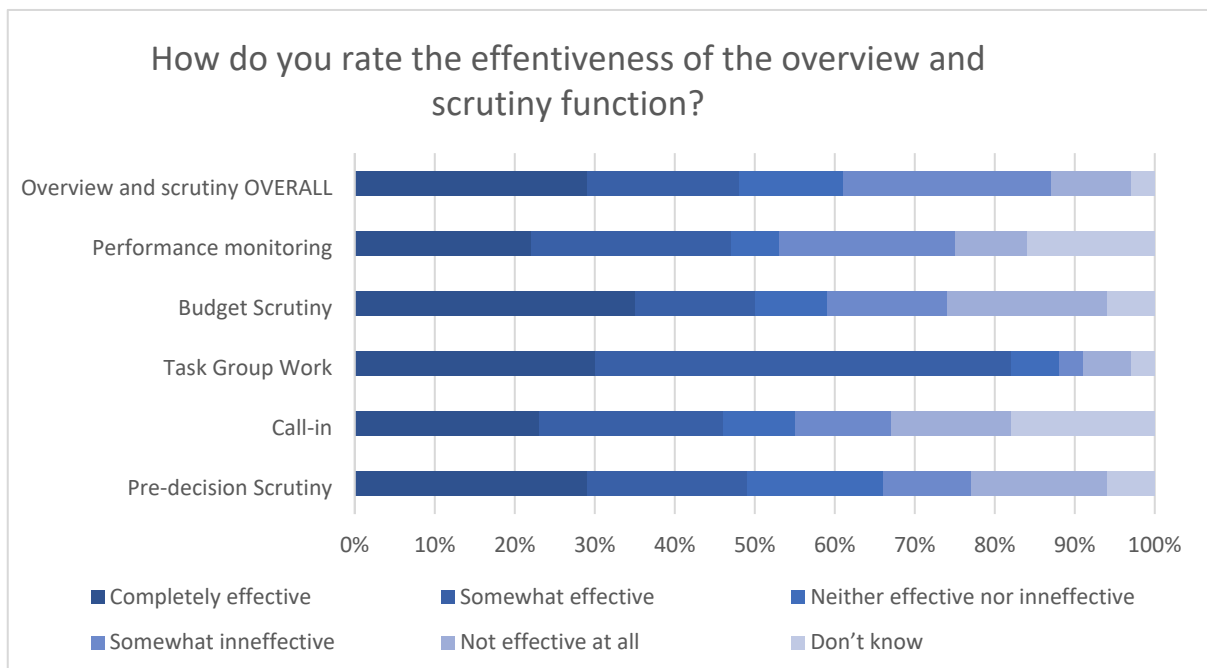
(69%) of respondents are a member of the scrutiny commission or panels.

- 7 (20%) are other non-executive Members’.
- 4 (11%) of respondents are cabinet members.
- 40% of respondents have sat on a review task group.
- 23% of respondents have attended a scrutiny meeting to observe/make a contribution.

Effectiveness of the scrutiny function

The survey asked respondents to consider the overall effectiveness of scrutiny. The proportion of respondents who consider scrutiny to be effective overall stands at 48%. This is up 4% from last year. 36% rated it as either somewhat ineffective or not effective at all. This has remained the same as it was in 2023.

Diagram 3: Effectiveness of Scrutiny



Performance monitoring

Only 47% rated performance monitoring as effective. This is down from 65% in 2022 but an increase from 40% in 2023. However, only 9% rated it as not effective at all.

Budget Scrutiny

Budget Scrutiny had the most extreme results. 35% rated it as completely effective while 20% rated it as not effective at all.

Task Group Work

82% rated task group work as either completely effective or somewhat effective which is an increase from 2023 when the figure was 60%. This means that it was rated as the most effective element of scrutiny.

Call-in

Call-in continues to be an area with low rates of satisfaction. 15% of respondents believed call-in's to be not effective at all with a further 12% rating it as somewhat ineffective.

Pre-decision scrutiny

49% rated the effectiveness of pre-decision scrutiny as completely or somewhat effective. This is an increase from 44% in 2023. 17% rated it as not effective nor ineffective.

Scrutiny impact on decision making by the Cabinet

This year councillors feel decision-making by the Cabinet has been influenced to some extent by comments from the Commission (45% with 24% strongly) and Panels (48% with 24% strongly). This is up from 2023 when it was 41% (Commission) and 32% (Panels).

Diagram 4: Decision-making - Commission

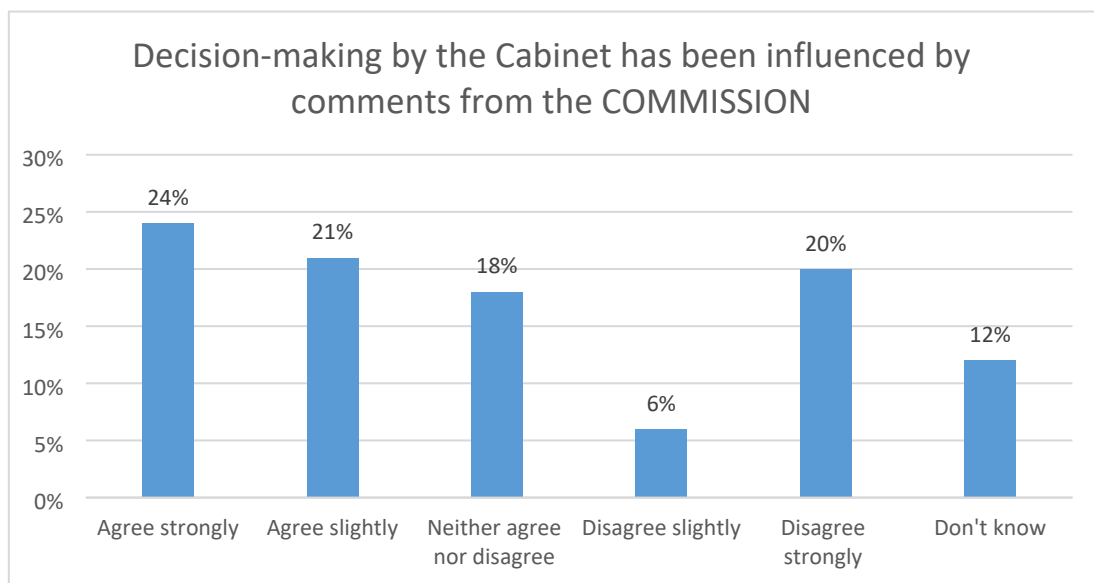
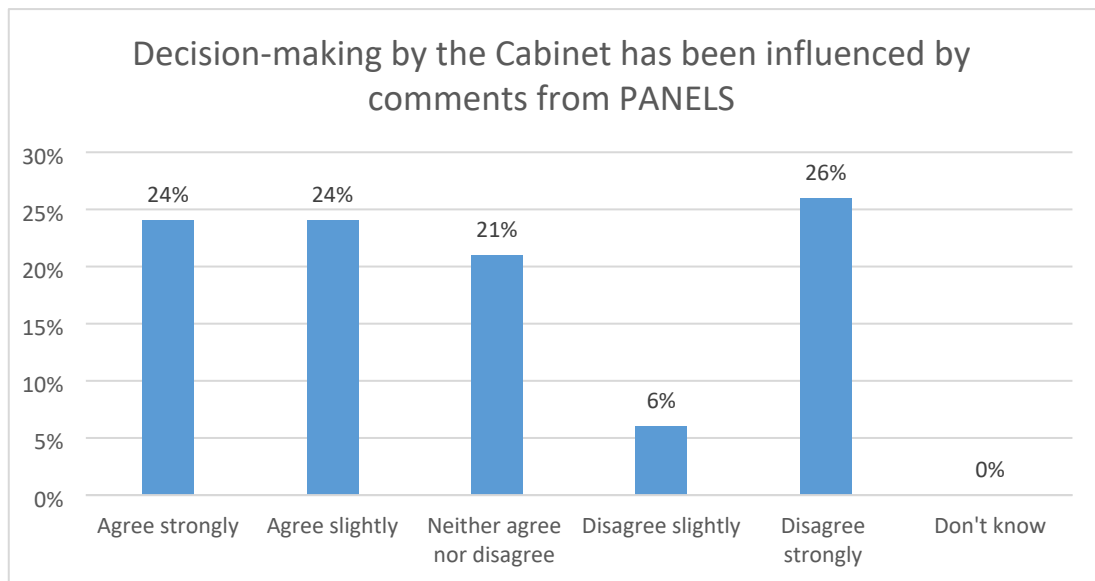


Diagram 5: Decision-making - Panels



Better organisation

The survey provided a list of actions that could be taken to improve the organisation of scrutiny business and respondents were asked to tick all the items that they supported. Increasing the use of external experts has remained the most selected option from 2023.

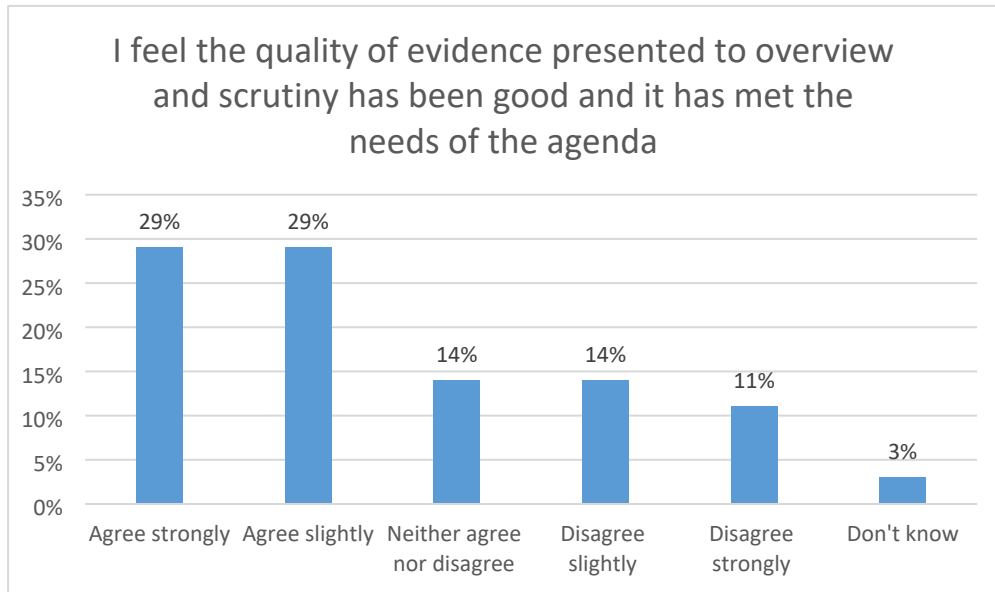
Diagram 6: In what ways do you think scrutiny business might be better organised?

Commission/Panels to be more selective when setting agendas	40%
More use of external experts to provide context and challenge	60%
Background policy guidance provided	37%
More meetings to accommodate all the items	11%
Guidance provided on possible questions to be asked at meetings	20%
Councillors supported to conduct their own individual reviews	40%
Cross-party pre-meetings to agree lines of questioning for some agenda items	37%

Quality of evidence presented to overview and scrutiny

58% of respondents said that the evidence presented to overview and scrutiny has been good and meets the needs of the session. 11% strongly disagreed with this point.

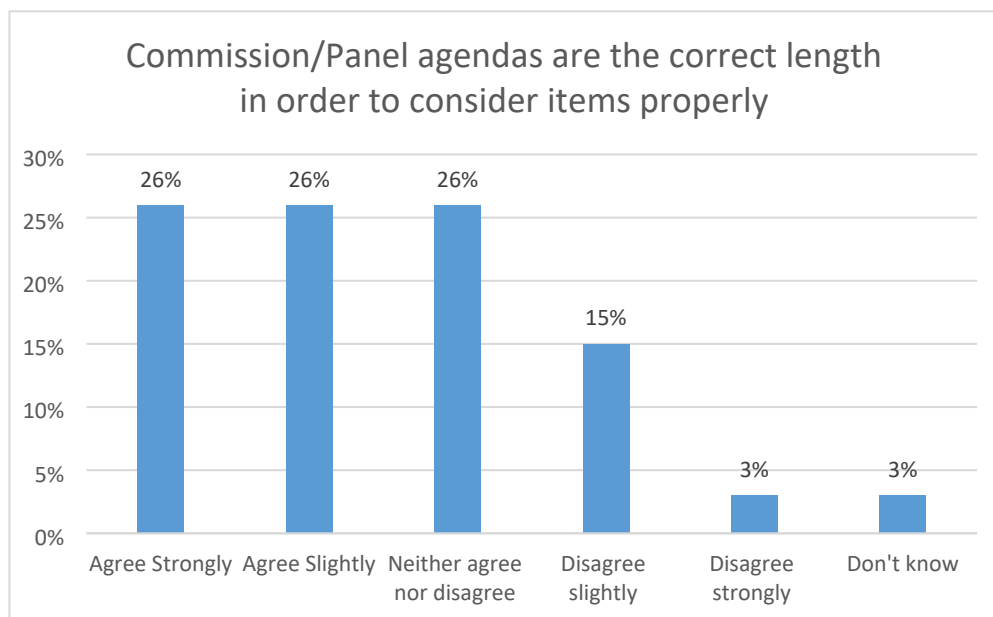
Diagram 7: Quality of evidence presented.



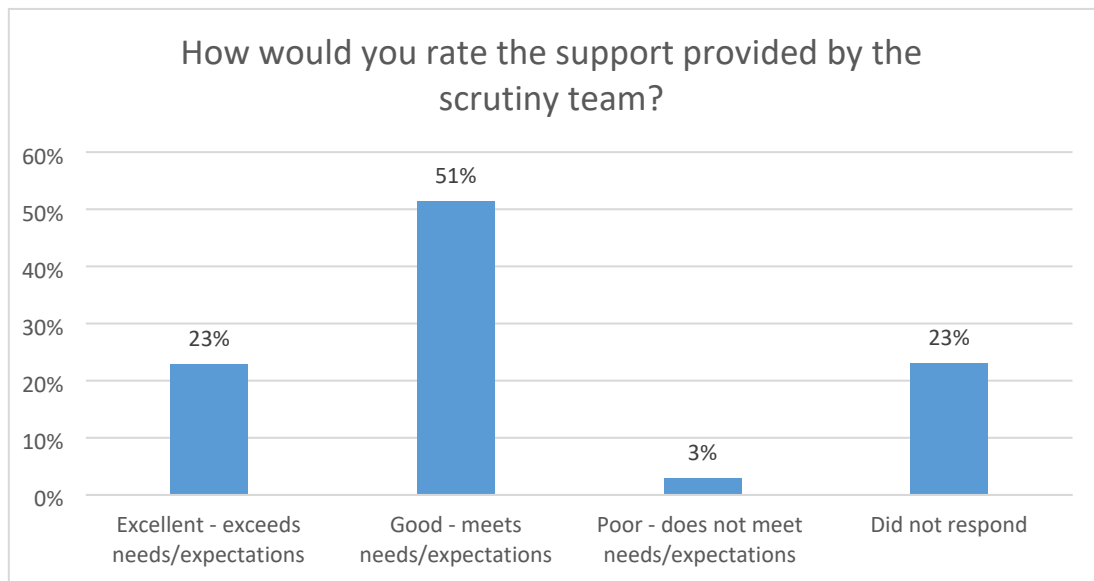
Scrutiny Agendas/Workload

52% of respondents agreed that Commission/Panel agendas are the correct length. This is the same figure as in 2023. 26% did not agree or disagree. This requires further investigation as to how to improve this score.

Diagram 8: Commission/Panel agendas



Support from the Scrutiny Team

Diagram 9: Scrutiny Support

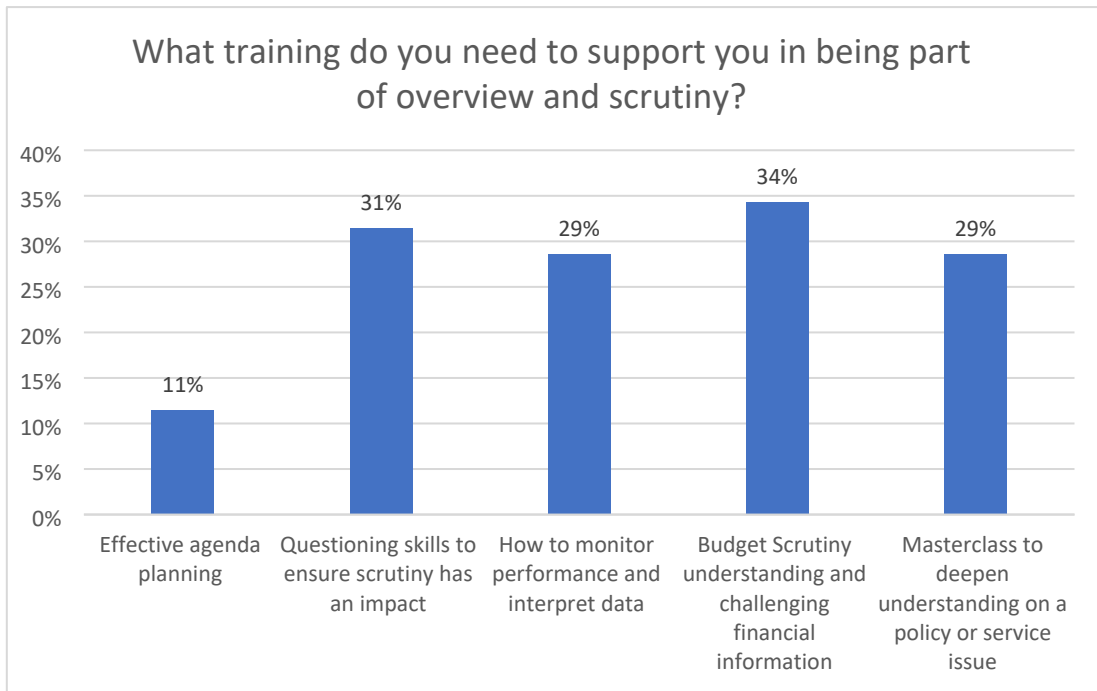
Satisfaction levels remain high, with 74% rating the support provided by the scrutiny team as good or excellent.

Members' training and development needs

The skills and knowledge, which members bring to the overview and scrutiny process, are crucial to its effectiveness, so the survey asked what scrutiny related training and development opportunities they would like to have provided in the coming year. Budget scrutiny understanding has remained the most selected option for successive years. Members also provided other potential learning and development opportunities. These included:

- Training on effective cross-party scrutiny
- More site visits to service providers to see services in action/ holding a scrutiny meeting at the site of a service provider.
- Code of conduct training on effective cross-party scrutiny
- Training on how to effectively chair a meeting.

Diagram 10: Demand for Member training



This page is intentionally left blank