

CLIMATE DELIVERY PLAN – YEAR 4

1. INTRODUCTION

Purpose

- 1.1. This Delivery Plan provides a review of progress during the last 12 months, the third year of delivery (2023) of the targets set out in Merton’s Climate Strategy & Action Plan 2020. It sets out how Merton Council will continue to work towards a reduction in greenhouse gas emissions and adapt to the effects of climate change in the next 12 months, the fourth year of delivery (2024). This includes activities across the borough and within the Council’s own buildings and services.

About this document

- 1.2. Merton’s Climate Strategy and Action Plan¹ adopted in November 2020, set a strategic approach and the long-term actions needed to meet the borough’s net-zero carbon targets² and adapt to the effects of climate change. It recognised the need for a delivery plan that was agile to changing circumstances within the Council, in national policy and funding opportunities, and wider innovation and market factors. It also recognised the need to monitor and report progress on a regular basis. The Climate Delivery Plan is intended to fulfil this role.
- 1.3. Merton’s Climate Delivery Plan - Year 13 (hereafter referred to as the ‘Year 1 Delivery Plan’) was adopted by Cabinet in January 2021 and set out the Council’s priority actions for the first year of delivery of Merton’s Climate Strategy & Action Plan (i.e. 2021). This included actions to reduce the 2% of emissions that the Council is directly responsible for, and enabling actions to support others to tackle climate change. Merton’s Climate Delivery Plan is updated on an annual basis⁴.
- 1.4. “Green Economy”, “Buildings and Energy”, “Transport”, “Greening Merton” and the “Council 2030 target” are the five sections in the Climate Strategy and Action Plan in which long term actions have been set for residents, businesses, landlords, organisations and the Council. To support delivery and expand climate considerations to every part of the Council, 8 workstreams were established in the Council’s Delivery Plan. **Annex 1**

¹ Merton’s Climate Strategy and Action Plan, LBM, November 2020; available at <https://www.merton.gov.uk/planning-and-buildings/sustainability-and-climate-change/climate-emergency>

² Borough target, net-zero by 2050. Council target, net-zero by 2030

³ Merton’s Climate Delivery Plan – Year 1, LBM, January 2021; available at <https://democracy.merton.gov.uk/ieDecisionDetails.aspx?AllId=15993>

⁴ All previous iterations of the Climate Delivery Plan are available at <https://www.merton.gov.uk/planning-and-buildings/sustainability-and-climate-change/strategy>

sets out how these workstreams were formed and their governance structure. The Year 1 Delivery Plan set the baseline against which future years could be compared.

1.5. There are two main components of the Delivery Plan:

1.6. The first (section 2) monitors the Council's progress in delivering its part of Merton's Climate Strategy & Action Plan, and sets out how the Council intends to progress action in the coming year (January to December 2024). It uses a set of indicators to track progress against the baseline, provides an overview of progress against the priorities identified in the previous delivery plan, and identifies priorities for the coming year; highlighting delivery risks. This section is updated on an annual basis.

1.7. The second (section 3) assesses wider factors which give an indication of the likelihood of meeting Merton's net-zero carbon targets. This section, and Merton's greenhouse gas inventory which informs this section, are updated every 2 years to allow sufficient time for local, regional and national projects and policies to have an effect.

1.8. Annex 2 provides an explanation of the indicators and emissions referred to in sections 2 and 3. Key considerations that were made when forming delivery actions are provided in Annex 3. Annex 4 provides a detailed review of progress against all actions identified in the Year 3 Delivery Plan and identifies all priority actions for Year 4. Delivery actions within each workstream have been identified in discussion with officers and benchmarked against the pace and scale of action required by the Council to effectively support delivery.

2. THE COUNCIL'S PERFORMANCE IN DELIVERING ITS PART OF MERTON'S CLIMATE STRATEGY & ACTION PLAN AND PRIORITIES FOR 2024

- 2.1. In Merton's Climate Strategy and Action Plan, "*A Strategy to Combat Climate Change*" sets out the Council's overall approach to delivering its role; summarised in the points below.
- Leading by example through delivery of the 2030 Council target, and considering climate impacts at an early stage in all that the Council does.
 - Using our unique position as a Local Authority to empower and influence others to act.
 - Focusing our limited resources in areas most likely to deliver a tangible reduction in emissions; maximising funding opportunities where possible.
 - Supporting projects which have wider environmental and social outcomes as well as carbon reduction benefits; recognising the need to balance competing objectives.
 - Continuing to measure and monitor borough and Council emissions, and the impact of individual actions where possible.
- 2.2. This section monitors the Council's performance in relation to the overall approach to tackling climate change set out above. Section 2.1 monitors the Council's overall performance using key performance indicators relating to engagement with the public and Council staff, as well as Council spend on projects which deliver Climate Strategy objectives. Section 2.2 monitors progress against key performance indicators relating to each of the Council's 8 workstreams. Section 2.3 tracks progress against the Council's priority actions for Y3 (2023) and identifies priority actions for Y4 (2024)⁵.
- 2.3. The Annexes provide supplementary information regarding the workstreams (Annex 1), indicators (Annex 2) and actions (Annex 3 and 4) identified in this section.

Overall performance

- 2.4. Merton's Climate Strategy and Action Plan can only be successful if progress is transparent and publicly accountable, if climate considerations are fully embedded into all Council activities, and if there is a degree of public confidence, engagement and empowerment amongst Merton Citizens. This section sets out the key indicators intended to monitor these overarching success factors. Some indicators are still in development and others have been developed since the last iteration of the Climate Delivery Plan. Updated figures may not be available every year for all indicators.

⁵ This includes actions that the Council intends to take to reduce emissions from its own buildings and services, and enabling actions to support others to tackle the impacts of climate change.

2.5. Table 2-1 below sets out indicators used to monitor public and staff perception of climate change and Merton’s response to the Climate Emergency. These indicators will be monitored every 2-3 years to allow sufficient time for local, regional and national policies and projects to have an effect.

Table 2-1 Overall performance with regard to Citizen and LBM staff engagement

Scoring the Delivery Plan’s overall performance with regard to Citizen and LBM staff engagement⁶	2021	2023
Public perception that taking action to reduce the impacts of climate change is important	High	High
Public perception of Council leadership and commitment to the Climate Change agenda	Med	Med
LBM staff perception that taking action to reduce the impacts of climate change is important	High	High
LBM staff perception of being engaged, empowered and equipped to deliver Merton’s climate commitments	Low-Med	Low-Med

- 2.6. Over Autumn 2023, 210 residents responded to our Climate Pulse Survey. This survey was intended to track and monitor: public perceptions towards climate change; public perceptions towards council action on climate; and how we could better enable/facilitate climate action in the borough. It builds on the last Resident Survey run by the council in 2021.
- 2.7. Public perception that taking action to reduce the impacts of climate change is important (High): The Council’s climate pulse survey 2023 found that 90% of respondents agreed that acting to reduce the impacts of climate change is very/ fairly important.
- 2.8. Public perception of Council leadership and commitment to the Climate Change agenda (Med): The climate pulse survey 2023 also found that 43% of respondents agreed that Merton Council is taking action to reduce the impacts of climate change. This is a 2% improvement on the 2021 survey. The percentage of neutral and don’t know responses reduced by 8% since 2021, indicating a small improvement in awareness among residents on the action Merton is taking.
- 2.9. Separate questions were also asked to gauge whether the public felt engaged on climate change and sustainability by the Council. 32% of respondents felt slightly engaged and a further 35% of respondents felt fairly to very engaged. The Climate Pulse survey suggests that this engagement occurs primarily through the council’s electronic newsletters, such as the Climate Action Newsletter and the My Merton Magazine, though other residents hear about Merton’s climate work through social media, their friends and neighbours, councillors, or Merton’s Climate Action Group.

⁶ Scoring based on survey responses: Low = 0-20%, Low-Med = 20-40%, Med = 40-60%, Med-High = 60-80%, High = 80-100%.

- 2.10. We also asked whether residents felt empowered to take action to reduce carbon emissions in Merton. The survey indicates that 38% of respondents felt slightly empowered to take action to reduce emissions and a further 34% of respondents felt fairly to very empowered. Most respondents note the personal actions they are already taking e.g. cycling, walking, recycling and improvements to the energy efficiency of their home. However, respondents often note the cost of living more sustainably as a barrier, in addition to a lack of suitable infrastructure e.g. more electric vehicle charging points, or a lack of information about where they can start, or what they can do to reduce their carbon emissions.
- 2.11. In addition to the Climate Pulse Survey, further consultation activity has taken place to contribute to the development of the Climate Engagement Strategy. A climate consultation for organisations ran for 6 weeks to December 2023. This ran to better understand what role organisations see for themselves in encouraging community climate action; to identify the climate/carbon attitudes and priorities of the organisation's service users (if any can be assumed); and to develop routes for engaging with new, hardly reached and more diverse communities, to better address their priorities and overcome challenges to enable community climate action.
- 2.12. Around 15 organisations replied to the survey or engaged in 1:1s with the council. Scoring similarly to the climate change consultation for the development of the Climate Strategy and Action Plan in 2019, the 2023 survey shows that 86% of respondents agreed that their actions can make a difference as part of a wider community effort to reduce carbon emissions. Indeed, organisations reported that they are already beginning projects and programmes to tackle climate change in Merton, although some note the challenge of engaging their service users on climate, as the cost-of-living crisis continues. More consistent and informative messaging shared between the council and local organisations to engage service users was suggested as a potential solution.
- 2.13. In early 2023, Merton Council allocated £500,000 to the creation of a Community Climate Action Fund. This ring-fenced fund invites bids from residents and community organisations to create projects which contribute to reducing emissions or adapting to climate change in Merton. This will enable more voluntary sector organisations to make a difference to the wider community effort to address climate change, as they have expressed their openness for. It is a tried and tested approach following the success of Merton's resident-led Climate Action Group⁷ in establishing community-led climate action projects and events since 2021 including Energy Matters, Merton Garden Streets and The Wheel. This and other mechanisms for increasing public participation and engagement in climate action are outlined in Merton's Climate Engagement Strategy. Actions arising from this strategy are tracked and recorded in each Climate Delivery Plan (primarily in Workstream 8).
- 2.14. LBM staff perception that taking action to address climate change is important (High): In October 2023, the Council ran a staff climate survey to better understand staff perceptions of climate change and the key barriers and opportunities for taking climate action. Of the 61 people who responded to the survey, 97% of respondents were slightly to very concerned about climate change and 87% felt a responsibility to help tackle

⁷ <https://www.merton.gov.uk/planning-and-buildings/sustainability-and-climate-change/climate-action-group>

climate change. However, it is worth noting a potential bias in the response with staff who are more concerned about climate change being more likely to complete the climate change survey.

- 2.15. LBM staff perception of being engaged, empowered and equipped to help the Council deliver its part in Merton’s Climate Strategy & Action Plan (Low-Med): Of the 61 people who responded to Merton’s staff climate survey (2023), 60% were aware of our climate emergency declaration and carbon reduction commitments. This is 8% lower than in 2021, although a greater proportion of respondents in 2023 had read Merton’s Climate Strategy and Action Plan, our Climate Delivery Plan, or our Resident Summary Report than in 2021 (+8%). Only 34% felt engaged in Merton’s climate commitments. 36% felt empowered to help drive carbon reduction in Merton through their work but only 26% felt equipped to do so. 30% felt empowered to help build climate resilience through their work but only 24% felt equipped to do so. There were a slightly lower proportion of ‘Don’t know’ responses than in 2021.
- 2.16. Similarly to Merton’s staff climate survey in 2021, the 2023 survey identified lack of awareness, supporting infrastructure, senior buy-in, funding and capacity issues respectively as some of the key barriers to staff delivering climate action in their work. Responses suggest that a large proportion of officers are still unclear about how climate action fits into their work and what positive impact they can have.
- 2.17. In response to the 2021 survey, a carbon literacy training (CLT) pilot programme was commissioned in 2022. Since the start of 2023, 58 officers and councillors have undertaken the council’s accredited CLT course, which is designed to support colleagues to understand the costs, causes and impacts of climate change, as well as how they can use their roles and responsibilities to reduce their carbon impact at work. 5% of officers who responded to the 2023 staff climate survey had undertaken the training. Since the conclusion of the pilot, further roll out of the training for all officers has been agreed by Cabinet. This means there is a significant opportunity for staff to undertake the training before the next staff survey in 2025, where we would hope to see awareness being less of a barrier to staff delivering climate action in their area of work.
- 2.18. In addition to the CLT, in 2024 the council is also looking to recruit a new member of staff and to procure bespoke climate training, to support and empower contract managers and commissioners across the council in decarbonising the council’s procured services. The council is also looking to pilot a tool to support staff in embedding climate considerations in all council decision-making. See section 2.3 and Annex 4 below for more details.

Table 2-2 Council spend on projects which deliver Climate Strategy objectives

Sector	Green economy	Buildings and energy	Transport	Greening Merton	2030 target	Other/ cross cutting	Total
Spend in 2019/2020	£7,300	£4,500	£1,215,900	£47,700	£786,400	£54,100	£2,115,900

Spend in 2020/2021	£80,730	£179,653	£1,121,157	£102,201	£425,564	£67,869	£1,977,174
Spend in 2021/2022	£27,500	£30,930	£665,932	£885,272	663,518	57,710	£2,330,862
Spend in 2022/2023	£182,031	£142,450	£1,268,700	£700,765	£659,347	£62,251	£3,015,544

- 2.19. Spend on projects which deliver Climate Strategy objectives: Information on Council spend includes capital, revenue and externally-sourced funding. In 2022/23, around £3 million was spent on projects with climate adaptation and mitigation benefits. This was an increase on spend in 2021/22 (£2.3 million) and the baseline spend in 2019/20 (£2.1 million).
- 2.20. Spend in 2023/24 (to March 2024) is currently forecast at around £5.5 million. In 2021 and 2022, the Council allocated two additional pots of c£2million in climate reserves to increase capacity and develop and deliver initiatives across the Council from April 2022 to April 2026 to support climate action across the wider borough, to help decarbonise the Council’s own activities and to secure additional climate funding from national and regional schemes. This funding has been allocated to a range of projects highlighted in Section 2.3 and Annex 4 below. However, many public and private organisations are seeking the same services so increasing Council capacity will be subject to the availability of suitable candidates.

Progress against workstream performance indicators

- 2.21. The Climate Strategy and Action Plan identifies three major transformations that need to take place in order to achieve our net-zero carbon targets; in the economy, in buildings and energy, and in transport. In addition, it recognises the importance of greening Merton and progressing the decarbonisation of the Council’s own buildings and services.
- 2.22. The “Measuring Success” section of the Climate Strategy and Action Plan sets out a series of metrics which indicate the speed at which transformation is expected. These have been mapped, along with other relevant indicators, onto the eight workstreams set up to deliver the Council’s part of Merton’s Climate Strategy and Action Plan⁸. Some indicators are still in development, but will be put in place as soon as appropriate information can be sourced.

⁸ The indicator values, assumptions and data sources have been reviewed and updated since the Year 1 Delivery Plan to use more robust and accessible data sources; this has resulted in changes to some of the indicator values. Additional indicators have also been added to better track progress against the 8 workstreams.

2.23. The indicators are not a direct reflection of the Council’s performance, because the emission reduction activity in most cases must be done by others. It does help us to understand where the Council should focus its efforts to support decarbonisation activity in future years.

Table 2-3 Tracking progress against workstream indicators

Workstream	Workstream Indicator	Unit ⁹	2018	2019	2020	2021	2022	2023	Source
WS1: Sustainable consumption and low carbon economy	Total household waste ¹⁰	t/yr	70,258	69,056	72,366	71,215	68,644	N/A	FY data from Defra Statistics: https://www.gov.uk/government/statistics/local-authority-collected-waste-management-annual-results
	Average tonnage of waste collected per household	kg/ yr	510.5	468.8	498.5	476.1	447.4	N/A	FY data from Defra Statistics: https://www.gov.uk/government/statistics/local-authority-collected-waste-management-annual-results
WS2: Retrofit of homes, businesses and non-residential building stock	Homes with "good" insulation (EPC A-C)	Homes	N/A	N/A	N/A	25,701	28,904	31,524	Data sourced from DLUHC Open EPC Database (Energy Performance of Buildings Data England and Wales (opendatacommunities.org)) via Parity Projects (Duplicate lodged EPCs removed)
	Number of Domestic Renewable Heat Incentive (RHI) accredited installations	Installations	11	14	18	29	43	N/A	UK Gov Renewable Heat Incentive (RHI) Statistics available at: https://www.gov.uk/government/collections/renewable-heat-incentive-statistics . Numbers of installations by November of the relevant year. The Domestic Renewable Heat Incentive Scheme (DRHI) in Great Britain closed on 31 March 2022.
	Number of Non-Domestic RHI accredited installations	Installations	N/A	N/A	N/A	6	7	N/A	The Non-Domestic RHI scheme closed to new applications on 31 March 2021.
WS3: Future new build and regeneration	Number of buildings which are capable of operating at net-zero carbon by 2050 without								TBC

⁹ These are all cumulative/ total figures apart from where it is specified that the unit is per year.

¹⁰ Due to improvements in data, the figures for 2018-2020 have been updated since the last iteration of the Climate Delivery Plan was published. This row has changed from total Local Authority Collected Waste to Total Household Waste.

Workstream	Workstream Indicator	Unit ⁹	2018	2019	2020	2021	2022	2023	Source
	significant retrofit.								
WS4: Transport infrastructure and modal shift	Car vehicle traffic in Merton	Million vehicle km	516	528	415	476	N/A	N/A	DfT Road Traffic Estimates – TRA8905a available at: https://www.gov.uk/government/statistics/road-traffic-estimates-in-great-britain-2020 . Figures for 2018-20 have been amended following a revision to the DfT data.
	Merton ownership of vehicles	Vehicles	76,159	73,974	74,238	73,385	71,959	N/A	DfT Licenced Vehicles - Numbers, Borough available at: https://data.london.gov.uk/dataset/licensed-vehicles-numbers-borough .
	Merton ownership of Ultra Low Emission Vehicles ¹¹	Vehicles	1,078	717	1,133	1,838	2,798	3,940	DfT stats VEHO132 available at https://www.gov.uk/government/statistical-data-sets/all-vehicles-veh01#ultra-low-emissions-vehicles-ulevs . All values are from Q2 of the relevant year as latest available for 2021.
	Merton ownership of Battery Electric Vehicles ¹²	Vehicles	220	292	531	967	1625	2,415	DfT stats VEHO132 available at https://www.gov.uk/government/statistical-data-sets/all-vehicles-veh01#ultra-low-emissions-vehicles-ulevs . All values are from Q2 of the relevant year as latest available for 2021.
	Proportion of active travel journeys ¹³	%	56 (2015/16-2017/18)	57 (2016/17-2018-19)	61 (2017/18-2019/20)	N/A	64	N/A	Observed data - source: London Travel Demand Survey 2012/13 – 2022/23 and LTS home based travel. https://tfl.gov.uk/corporate/about-tfl/how-we-work/planning-for-the-future/consultations-and-surveys/london-travel-demand-survey . Where data is shown for 2022 it represents one year of data for 2022/23, rather than previous years where a range (e.g., '2017/18 to 2019/20') represents a three-year rolling average. Data is not available for 2021. Data for 2023 not yet available.
	EV Charge points	Charge points	71	143	149	239	239	769	EV Charge Point data collected by Merton's Transport Team.
	Electric or hydrogen bus routes	Routes	0	0	0	1	3	8	Fully converted: 93, 154, 164, 200, 264, 413, Partially converted: 80, 163 Source https://tfl.gov.uk/info-for/media/press-releases/2023/august/london-reaches-major-milestone-with-more-than-1-000-zero-emission-buses

¹¹ This includes both private and company Battery EVs and plug-in hybrids. Source:

¹² This includes both private and company Battery EVs.

¹³ Walking, cycling and public transport % mode share by borough resident based on average daily trips.

Workstream	Workstream Indicator	Unit ⁹	2018	2019	2020	2021	2022	2023	Source
	Participation in Sustrans' Big Pedal/ Big Walk and Wheel	Schools/yr	N/A	7	0	21	16	13	Big Pedal School sign-ups available at https://bigpedal.org.uk/schools?search_name=&search_la=234&sub=Find+Schools
	Schools Streets	Streets	0	3	30	30	30	30	School streets available at https://www.merton.gov.uk/streets-parking-transport/school-safety-zones
	New Low Traffic Neighbourhoods ¹⁴	Neighbourhoods	0	0	5	5	5	5	Data provided by Merton's Transport Team.
	Cycle Hangars	Hangars	1	1	1	21	21	22	Merton's Sustainable Infrastructure Story Map available at https://storymaps.arcgis.com/stories/12050fded6c64aa7ad8317cf74526a9c
WS5: Green infrastructure	Canopy cover	%	N/A	N/A	28	N/A	N/A	N/A	Merton Green & Blue Infrastructure, Biodiversity and Open Space Study 2020 available at https://www.merton.gov.uk/system/files?file=1.20giboss20summary20report.pdf
	Tree numbers on private land	Trees/yr							TBC
	Tree numbers on public land	Trees	N/A	N/A	N/A	54,791	64,041	N/A	Data provided by Green Spaces team. 2021 data includes: Highway Asset database = 20,750 street trees Parks, Schools, Cemeteries = 34,041 trees In 2022, 9,250 additional trees were planted.
	Number of SUDs Interventions	SUDs Features	6	7	8	11	11	12	Data provided by Merton's Flooding Team.
	Streets participating in Merton Garden Streets	Streets/yr	N/A	N/A	N/A	92	112	129	Sustainable Merton Merton Garden Streets Map
	High street and school parklets	Parklets	N/A	N/A	N/A	10	10	8	Merton's Sustainable Infrastructure Story Map available at https://storymaps.arcgis.com/stories/12050fded6c64aa7ad8317cf74526a9c

¹⁴ This includes new Low Traffic Neighbourhoods introduced from 2018 onwards but does not include legacy LTNs introduced before 2018.

Workstream	Workstream Indicator	Unit ⁹	2018	2019	2020	2021	2022	2023	Source
WS6: LBM Estate and fleet management	LBM Operational buildings electricity use	GWh/yr	5.2	5	3.1	4.4 ¹⁵	5	N/A	Data provided by Merton's Facilities Management Team.
	Community Schools electricity use	GWh/yr	5.1	4.7	4.1	4.7 ¹⁵	4.8 ¹⁶	N/A	Data provided by Merton's Facilities Management Team.
	LBM Operational buildings gas use	GWh/yr	11.3	11.6	9.6	9.6 ¹⁵	8.7 ¹⁶	N/A	Data provided by Merton's Facilities Management Team.
	Community Schools gas use	GWh/yr	13.7	13.8	14.4	15.8 ¹⁵	12.8 ¹⁶	N/A	Data provided by Merton's Facilities Management Team. Electricity and gas consumption figures for 2021 were incomplete in the Climate Delivery Plan for Year 3. These figures have increased where new data has become available.
	LBM Non-operational buildings electricity use	GWh/yr							TBC
	LBM Non-operation buildings gas use	GWh/yr							TBC
	Installed solar PV capacity across Council buildings and community schools	kWp	2,067	1,980	1,980	1,980	1,980	1,980	Data provided by Merton's Facilities Management Team.
	Renewable electricity generated by solar PV across Council buildings and	MWh/yr	1,044	952	936	920	N/A	N/A	Data provided by Merton's Facilities Management Team.

¹⁵ Some sites data for 2021 was previously incomplete and has changed since the Climate Delivery Plan for Year 3.

¹⁶ Some sites data for 2022 is incomplete and is subject to change.

Workstream	Workstream Indicator	Unit ⁹	2018	2019	2020	2021	2022	2023	Source
	community schools								
	LBM annual mileage claims for petrol and diesel grey fleet	Miles/yr	282,702	279,857	160,823	190,181	195,753	N/A	Data provided by Merton Human Resources.
	Fossil fuel vehicles in the Council fleet	Vehicles	94	94	94	93	N/A	N/A	Data provided by Merton's Performance Officer.
	Electric Vehicles in the Council Fleet	Vehicles	1	1	1	1	1	N/A	Data provided by Merton's Performance Officer.
	Council fleet emissions ¹⁷	ktCO2eq/yr	0.72	0.62	0.50	0.59	0.65	N/A	Merton's Greenhouse Gas Inventory Report 2023 available at: https://www.merton.gov.uk/planning-and-buildings/sustainability-and-climate-change/climate-emergency .
	Council operational buildings emissions	ktCO2eq/yr	4.0	3.8	2.8	3.0	2.9	N/A	Merton's Greenhouse Gas Inventory Report 2023 available at: https://www.merton.gov.uk/planning-and-buildings/sustainability-and-climate-change/climate-emergency . The
	Community schools emissions	ktCO2eq/yr	4.4	4.2	4.0	4.5	3.8	N/A	Merton's Greenhouse Gas Inventory Report 2023 available at: https://www.merton.gov.uk/planning-and-buildings/sustainability-and-climate-change/climate-emergency .
	Council non-operational buildings emissions	ktCO2eq/yr							TBC
WS7: LBM Procurements	Weighted Average Carbon	tCO2/\$m sales	219	183	154 ¹⁸	120 ¹⁸	128 ¹⁸	86	Data provided by Merton's Pension Fund Investment Consultant.

¹⁷ In Merton's 2023 greenhouse gas inventory, recalculations were made to the Council emissions for the years 2018-2021, due to revisions to methodology and activity data. Gas use in buildings, transport and procured services emissions were affected by well-to-tank emissions being included in the inventory for the first time. This was to address a previous omission of the scope 3 well-to-tank emissions for gas use in buildings, transport and procured services. Please see Merton's Greenhouse Gas Inventory Report 2023 for more details (available at: <https://www.merton.gov.uk/planning-and-buildings/sustainability-and-climate-change/strategy>).

¹⁸ The Weighted Average Carbon Intensity of Merton's Pension Fund figures have been updated from 2020 onwards to include scope 3 and scope 4 emissions due to improved methodologies.

Workstream	Workstream Indicator	Unit ⁹	2018	2019	2020	2021	2022	2023	Source
and investments	Intensity of Merton's Pension Fund								
	Carbon footprint of Merton's procurements ¹⁹	KtCO ₂ eq/yr	1.6	1.9	1.7	1.7	1.9	N/A	Merton's Greenhouse Gas Inventory Report 2023 available at: https://www.merton.gov.uk/planning-and-buildings/sustainability-and-climate-change/climate-emergency .
WS8: Communication, outreach and LBM corporate procedure ²⁰	Individuals signed up to Merton's Climate Action Newsletter	Individuals	N/A	N/A	N/A	3,847	9,314	11,814	Data provided by Merton's Climate Change Team. Number of subscribers as of 3 rd January 2024.
	Merton Climate Action Group followers	Twitter Followers	N/A	N/A	N/A	381	434	450	https://twitter.com/ClimateMerton . Number of Twitter followers as of 12 th January 2024.

Progress against workstreams and priority actions for 2024

- 2.24. This section provides an overview of the Council's progress in delivering projects that tackle climate change in the third year of implementing Merton's Climate Strategy and Action Plan (Y3, i.e. 2023), and summarises the main intended actions for the following year (Y4, i.e. 2024), for each workstream.
- 2.25. A detailed progress review of all Y3 priority actions, and a full list of priority actions for Y4, are set out in Annex 4. This includes a traffic light assessment of the likelihood of delivery for each action (at Y3 and Y4). Annex 3 sets out key considerations that were made when identifying priority actions to benchmark actions against expected progress towards net-zero carbon.
- 2.26. The main focus of the actions prioritised for Y4 is to continue to develop firm foundations from which low carbon policies, projects and programmes can grow within the Council based on the Y3 actions, and to ensure that the Council is in a position to partner with, support or

¹⁹ In 2023, the Council greenhouse gas inventory only includes emissions from the following Merton contracts: highways maintenance, green spaces maintenance, waste collection and street cleansing). In the 2023 Greenhouse Gas inventory update, emissions from the Street Cleansing contract were added to the inventory as new data became available; this was added in all inventory years from 2018 to 2022 inclusive. This footprint is expected to increase in future years when emissions data for other contracts becomes available and can be added to Merton's greenhouse gas inventory.

²⁰ Also see indicators relating to the Council's overall performance in section 2.1.

empower Merton citizens to reduce carbon emissions. This section also identifies where further actions may be necessary in future to fulfil the Council’s commitments under the Climate Strategy and Action Plan.

2.27. The assessment of actions and potential future gaps has resulted in a “RAG rating” for each workstream, showing the likelihood of successful delivery of actions to the scale required to fully support Merton’s Climate Strategy and Action Plan. The criteria that the risks were assessed against are set out in **Annex 2**.

Table 2-4 Workstream risk assessment

No.	Workstream	RAG Rating at Y4
1	Sustainable consumption and low carbon economy	Red
2	Retrofit of the residential and non-residential building stock	Red
3	Future new build and regeneration	Amber
4	Transport infrastructure and modal shift	Amber
5	Green infrastructure	Amber
6	LBM Estate and fleet management	Red
7	LBM Procurements and investments	Red
8	Communication, outreach and LBM corporate procedure	Amber

WS 1: Sustainable consumption and low carbon economy (RAG rating Red): Successfully delivering this work stream will require significant behaviour changes from Merton’s residents, businesses and organisations, to drive sustainable consumption habits and enable a transition to a low carbon economy.

Key areas of progress in 2023 (further details in Annex 4):

- Launching the first round of Merton’s new Community Climate Action Fund alongside Merton’s Investing in Neighbourhoods Fund to support local community-led climate action projects²¹.
- Providing workspace to establish and launch the Preloved Studio at Canons House and Grounds for textile reuse and repair.
- Promoting sustainable consumption and a low carbon economy through a range of engagement events (see Workstream 8 and Annex 4 for more details).
- Investigating how SMEs on our highstreets can aggregate and reduce waste and become more resource efficient with UCL and Sustainable Merton through the Net Zero Innovation Programme²².

²¹ <https://www.merton.gov.uk/communities-and-neighbourhoods/funding/civic-pride/neighbourhood>

²² <https://news.merton.gov.uk/2022/11/15/merton-success-in-net-zero-innovation-programme-bid/>

- Developing and delivering green skills training opportunities and employment pathways through Merton’s Towards Employment programme.
- Continuing to roll-out Merton’s adult education programme for green skills.
- Working with the South London Partnership (SLP) to support the development of green jobs and skills through several green skills events in Merton and South London (e.g. Green Skills Event at Merton College on 15th June 2023, South London Green Careers Summit on 7th November 2023, etc.).
- Informing and taking part in the BIG South London Innovation Summit²³ and a supply chains workshop on 10th November 2023 to support the development of green skills, sustainable supply chains, innovation and finance for Net Zero.
- Running a workshop with partner organisations (including business improvement districts) in September 2023 regarding the challenges and opportunities for decarbonising businesses in Merton to help inform priorities for the Green Economy Lead once they are in post.
- Identifying opportunities to embed a green recovery from the Cost of Living Emergency through Merton’s Cost of Living Strategy & Action Plan 2023-2025²⁴ and Cost of Living Working Group, the South London Partnership and the London Councils programmes on climate change²⁵.
- Taking part in the pan-London Eat Like a Londoner campaign²⁶ to help residents eat better, save money and reduce food waste.
- Part funding a sustainability workshop for local businesses on 12th September 2023 as part of a Business Masterclass Series delivered by Love Wimbledon and Sustainable Merton²⁷.
- Securing funding for the delivery of relevant initiatives in 2024.

Key challenges:

- Insufficient capacity to engage with businesses on net zero carbon at the pace and scale needed.
- No suitable candidates identified for the Green Economy Lead role in 2023; role will be re-advertised in 2024.
- Reaching residents and businesses who aren’t already engaged in tackling climate change to influence behaviour change across the borough.

Key priorities for 2024:

- Continuing to develop or support activities progressed in 2023 where appropriate.
- Recruiting a new member of staff to lead on the development of a low carbon economy, by promoting low carbon business, helping maximise green skills and jobs opportunities, and promoting a circular economy.
- Confirming winning bidders for the first round of Merton’s Community Climate Action Fund to support community-led climate action projects.
- Launching the second round of Merton’s Community Climate Action Fund.

²³ <https://big-knowledge.co.uk/business-innovation-growth-summit-2023/>

²⁴ <https://democracy.merton.gov.uk/documents/s49651/Appendix%20-%20Cost%20of%20Living%20Action%20Plan.pdf>

²⁵ <https://londoncouncils.gov.uk/our-key-themes/climate-change>

²⁶ <https://eatlikealondoner.com/>

²⁷ <https://www.merton.gov.uk/communities-and-neighbourhoods/events/events-calendar/business-masterclass-3-succeeding>

- Finalising and adopting Merton’s Climate Engagement Strategy to maximise the impact of Merton’s climate engagement.

Areas for future consideration:

- Finding external partners and applying for funding external to the Council.
- How best to support local businesses with the transition to net zero.
- Supporting the expansion of relevant education provision with clear pathways into green sectors on leaving education whilst also supporting workers to upskill and transition into green jobs from other sectors.

WS 2: Retrofit of the residential and non-residential building stock (RAG rating: Red): Successfully delivering this work stream will require significant uptake of good quality domestic and non-domestic retrofit by homeowners, business owners, and private and social landlords in Merton. As well as reducing energy demand and carbon emissions, this will help tackle fuel poverty and build climate resilience in the borough.

Key areas of progress in 2023 (further details in Annex 4):

- Lobbying central and regional Government for appropriate policies and funding schemes to support retrofit through the South London Partnership and London Councils Retrofit London work programme²⁸.
- Working with our local energy advice partner, Thinking Works, to support fuel poor households in accessing national and regional funding to retrofit their homes.
- Running a Housing Association Retrofit and Skills Event in February 2023 to share lessons learnt and discuss challenges and opportunities for collaboration in decarbonising the social housing stock in Merton.
- Supporting Housing Associations in bidding for national retrofit funding schemes (e.g. Social Housing Decarbonisation Fund).
- Working with the Buildings & Energy sub-group of Merton’s Climate Action Group to promote energy efficiency and retrofit by developing case studies and delivering the Energy Matters project in Merton schools in partnership with the Centre for Sustainable Energy.
- Recruiting additional capacity to lead on the enforcement of Minimum Energy Efficiency Standards (MEES) in Merton’s Private Rental Sector. Merton’s new Minimum Energy Efficiency Officer is due to start in January 2024.
- Commissioning a delivery partner for Merton’s new Home Energy Efficiency Loan scheme which is due to launch in 2024.
- Starting to develop retrofit guidance for homeowners in Merton.
- Bidding for various funding schemes for retrofit projects.

Key challenges:

²⁸ <https://www.londoncouncils.gov.uk/our-key-themes/climate-change-0/our-climate-programme/retrofit-london>

- The scale of the challenge: 86,000 homes in Merton of which c71,000 are privately owned; the majority require the individual property owner to retrofit.
- Homeowners/ business owners/ landlords' lack of understanding of retrofit
- Cost of living crisis coupled with construction inflation squeezing household budgets for home improvement / retrofit work even from able-to-pay market.
- Insufficient, overly complex and short duration for national residential retrofit funding schemes.
- Construction and materials supply chain and construction skills gaps for delivering retrofit given increased demand and wider macro-economic circumstances²⁹.
- Building conservation and heritage considerations in delivering 'good' retrofit appropriate to an historic landscape.
- Building Regulations changes; uncertainty around national planning rules and delayed targets for landlords to meet Minimum Energy Efficiency Standards.
- Legal constraints for apartments and other leaseholders relating to property ownership for external retrofit (e.g. solar panels, external wall insulation, external heat pump siting).
- Reputational issues: all of the above affecting residents and property owners' confidence in (a) the technology and (b) the correct process in being able to retrofit their properties effectively.

Key priorities for 2024:

- Continuing to develop or support activities progressed in 2023 where appropriate.
- Developing and publishing retrofit guidance for homeowners in Merton.
- Considering options to support local businesses in retrofitting their premises.
- Launching Merton's Home Energy Efficiency Loan scheme to support homeowners looking to retrofit their homes.
- Investigating how the Council can support residents in accessing regional and national retrofit funding such as Energy Company Obligation (ECO) funding and the Great British Insulation Scheme.
- Working with partners to investigate how local authorities can help overcome the barriers to retrofit in private housing.
- Organising a local retrofit skills summit to showcase the technologies, training, and job opportunities within the growing sector of retrofit.

Areas for future consideration:

- The longevity of retrofit funding and how funding models need to evolve to achieve the pace and scale of change required.

²⁹ Supply chain issues have been amplified over the last few years as a result of increased demand due to the availability of national funding, and reduced supply which has been affected by Covid and Brexit.

WS 3: Future new build and regeneration (RAG rating: Amber): Successfully delivering this work stream will require that all new developments in Merton, and Merton's energy infrastructure, are compatible with our climate commitments and adaptable to a changing climate.

Key areas of progress in 2023 (further details in Annex 4):

- Supporting the Examination in Public of Merton's draft Local Plan.
- Forming part of the steering group for a consortium of 18 London boroughs to develop the Delivering Net Zero study³⁰ which supports more ambitious local planning policies.
- Lobbying for faster change to national and regional planning policy to ensure that all new development is compatible with our net zero commitments.
- Providing energy comments for major planning applications in Merton to ensure that new development maximises carbon savings on site through a fabric first approach, low carbon heating systems and renewable energy technologies.
- Collaborating with the Greater London Authority, London Councils, UK Power Networks (UKPN) and neighbouring boroughs in developing a South London Local Area Energy Plan to identify the changes needed to the local energy system and built environment to achieve our local and national Net Zero targets.

Key challenges:

- A complex and evolving national and regional policy landscape with changes to Part L of the Building Regulations and issues with the supporting software and methodologies.
- The publication of a Written Ministerial Statement by UK Government in December 2023 specifying the extent to which Local Authorities can set local energy efficiency targets which go beyond national standards³¹.

Key priorities for 2024:

- Adopting Merton's new Local Plan and developing guidance to support its implementation.
- Supporting the development of the South London Local Area Energy Plan in collaboration with the Greater London Authority, London Councils, UKPN and neighbouring boroughs.
- Commissioning a Local Area Energy Plan (LAEP) for the borough of Merton once the sub-regional South London LAEP is complete.
- Continuing to lobby for faster change in the built environment, e.g. through the Future Homes Standards consultation in early 2024

³⁰ https://www.merton.gov.uk/system/files/delivering_net_zero_-_main_report.pdf

³¹ <https://questions-statements.parliament.uk/written-statements/detail/2023-12-13/hlws120>

Areas for future consideration:

- Considering further improvements to Merton’s policies as industry knowledge evolves.
- Potential constraints to the local energy infrastructure network and funding required for future upgrades.

WS 4: Transport infrastructure and modal shift (RAG rating: Amber): Successfully delivering this work stream will require everyone who works, lives and studies in Merton to shift from fossil fuel based modes of transport towards more active and sustainable travel, and ensuring that the supporting infrastructure is in place to enable this modal shift.

Key areas of progress in 2023 (further details in Annex 4):

- Working with TfL and other transport providers to improve access to public transport in Merton including the step-free access schemes at Motspur Park Station and Haydon’s Road Station.
- Delivering active travel infrastructure improvements included in the FY23/24 LIP bid including:
 - Cycle schemes on Merton High Street, Haydons Road Bridge and Plough Lane, as well as improvements to the Wandle trail.
 - Consulting on a shared pedestrian route on Commonside West and a pedestrian crossing at Madeira Road.
- Conducting feasibility, design and consultation for a major active travel scheme along the length of Streatham Road.
- Identifying schemes for Merton’s Local Implementation Plan (LIP) bids for FY24/25.
- Commissioning a consultant to develop Merton’s EV charging strategy and Merton’s cycling and walking strategy.
- Installing 530 lamp column EV charge points across the borough.
- Securing government LEVI funding as part of a borough consortium for a future project to deliver fast charge points and to address any gaps in the existing network where lamp columns need to be upgraded to support EV charge points.
- Supporting TfL in delivering additional rapid charge points across the TfL road network for installation in 2024.
- Engaging with operators to better manage parking arrangements for dockless electric bike hire schemes in Merton and working with TfL towards the future implementation of a London-wide e-bike and e-scooter hire scheme which will include dedicated parking bays.
- Continuing the implementation of Merton’s Air Quality Action Plan and active travel initiatives (e.g. air quality and traffic monitoring, air quality audits, anti-idling campaigns and signage, the Non-Road Mobile Machinery and Clean Air Village initiatives, and Air Quality comms and events).
- Continuing to deliver Merton’s active travel programmes (e.g. cycle training, schools STARS travel plans, free Dr Bike sessions, etc.)
- Running a workshop with Merton partners and organisations in June 2023 to discuss opportunities for collaboration and action across transport decarbonisation, with an emphasis on transitioning fleets to green alternatives.

Key challenges:

- Reduced and delayed LIP funding has had an impact on the number and scope of active travel infrastructure schemes being delivered.

- Challenges in identifying viable lamp columns for EV chargepoints.
- The high cost of rapid chargepoint infrastructure.

Key priorities for 2024:

- Continuing to develop or support activities progressed in 2023 where appropriate.
- Completing active travel infrastructure improvements included in the FY23/24 LIP bid and beginning to deliver schemes in the FY24/25 LIP bid.
- Consulting on and adopting long-term strategies for walking, cycling and EV charging infrastructure which will form part of Merton's new long-term transport strategy for implementation from 2025.
- Working with TfL towards the introduction of a London wide e-bike and e-scooter hire scheme and to implement a network of parking bays to support the scheme.
- Working with LB Wandsworth and LB Richmond to procure a contract to deliver a mix of EV charging infrastructure to meet projected demand up until 2028, including provision of rapid charge points throughout the borough.

Areas for future consideration:

- Future funding implications for public transport services remain uncertain following Covid-19, including the delivery of major public transport infrastructure schemes which could impact the ability to achieve the long-term reduction in car use necessary to achieve net zero by 2050.

WS 5: Green infrastructure (RAG rating: Amber): Successfully delivering this work stream will require increased tree planting and green infrastructure projects and interventions by the Council, developers and private landowners, and increased public participation in community planting, adoption and maintenance.

Key areas of progress in 2023 (further details in Annex 4):

- Adopting Merton's Tree Strategy 2023-2029 which sets out the way the council will manage and enhance trees in the borough³².
- Planting 6,000 whips and 12 standard trees as part of Cranmer Green Community Woodland Scheme³³.
- Planting 20 disease resistant Elm Trees during the Queens Green Canopy Commemorative Tree Planting programme; one for each Merton Ward.
- Joining the Trees for Streets Street Tree Sponsorship Scheme and receiving over 85 requests to adopt a street tree. This equates to £17K investment in new street tree planting with a priority to planting trees in low canopy wards.
- Achieving new Green Flag Award Status for Cannizaro Park.
- Carrying out 38,000 tree inspections between September 2022 and September 2023.

³² <https://www.merton.gov.uk/planning-and-buildings/regeneration-urban-design/trees/tree-strategy>

³³ <https://www.treesforcities.org/cranmer-green>

- Constructing a large green infrastructure Sustainable urban Drainage System (SuDS) solution for Raynes Park Town Centre on Pepys Road.
- Designing a SuDS pocket park improvement scheme at Home Park Road and Kenilworth Green.
- Installing a SuDS raingarden at Madeira Road.
- Supporting the Examination in Public of Merton’s draft Local Plan which includes several Green and Blue Infrastructure policies.
- Proactively engaging with the Independent Merton Greenspace Forum and Merton’s existing Friends of Parks network to share knowledge and experience as well as encourage new groups to form.
- Supporting and funding the third year of the Climate Action Group’s Merton Garden Streets initiative via Sustainable Merton³⁴, with 129 streets signed-up in 2023.

Key challenges:

- Extending our successful public land tree strategy to encourage tree protection and planting on private properties, engaging private landowners and adopting innovative approaches to develop tailored strategies to motivate and support private tree improvements.

Key priorities for 2024:

- Continuing to develop or support activities progressed in 2023 where appropriate.
- Scoping Phase 2 of Merton’s Tree Strategy for the management of trees on private land.
- Planting 2500 whips at Morden Park Lower Field with Trees for Cities and 2500 whips at Hillcross Avenue perimeter with Merton Friends of the Earth.
- Applying for new Green Flag Award Status for Canons House and Grounds, Haydons Road Rec, and Holland Gardens.
- Delivering a large flood alleviation and river restoration scheme in Derwent Road Flood Wash, in Lower Morden.
- Delivering a Green Infrastructure SuDS scheme in Mitcham town centre.
- Adopting Merton’s new Green Infrastructure policies.

Areas for future consideration:

- How to promote more tree planting and retention on private land.

³⁴ <https://www.sustainablemerton.org/gardenstreets>

WS 6: LBM Estate and fleet management (RAG rating: Red): Successfully delivering this work stream will require the decarbonisation of the Council's operational buildings and fleet, street lighting and community schools.

Key areas of progress in 2023 (further details in Annex 4):

- Commissioning consultant support to investigate fleet decarbonisation options, and to form a strategy to decarbonise the Council's vehicle fleet and its supporting infrastructure.
- Commissioning a review of Energy Performance Certificates and the leases for the Council's non-operational rented properties to inform future decarbonisation plans and funding bids.
- Agreeing the process for and commissioning a review of heating systems in community schools to inform future decarbonisation plans
- Undertaking energy efficiency improvements in community schools.
- Securing Public Sector Decarbonisation Funding for the decarbonisation of the Merton Civic Centre.
- Commissioning and progressing building surveys for community schools, and the Council's operational and non-operational buildings to inform future decarbonisation plans.
- Converting a further 1,400 lanterns to LEDs on our streetlighting assets in FY23/24.

Key challenges:

- There has been reduced capacity within the energy team which has also had to respond to utility pricing increases.
- Recruitment challenges have hampered progress in 2023.
- Short timescales and specific priorities of current funding schemes mean only a small range of projects are currently viable and those projects must be shovel-ready to meet bidding timescales.

Key priorities for 2024:

- Building capacity to lead on the decarbonisation of Merton's estate.
- Processing the results of Merton's building surveys carried out to develop packages of work for future funding bids.
- Reviewing the heating systems in Merton's community schools to inform future decarbonisation plans and funding bids.
- Agreeing an approach to review catering equipment in community schools.
- Seeking approval to procure a long-term delivery partner for the Council's estate decarbonisation works.
- Implementing a mechanism to ensure that all new Council buildings are net zero carbon by 2030 without requiring significant retrofit.
- Investigating Power Purchase Agreements for future inclusion in corporate utility contracts.
- Seeking Cabinet approval of the agreed approach to the decarbonisation of LBM fleet and progressing the development of a strategy to decarbonise the Council's vehicle fleet and its supporting infrastructure.
- Continuing streetlight LED replacement through standard maintenance.

- Considering opportunities to improve Council-owned sites to encourage active and electrified travel by staff.
- Developing staff travel policies, taking into account the recommendations from the decarbonisation of fleet strategy and analysis of current grey fleet usage.

Areas for future consideration:

- Future funding requirements for the decarbonisation of Merton's fleet and estate.

WS 7: LBM Procurements and investments (RAG rating: Red): Successfully delivering this work stream will require the reduction of greenhouse gas emissions from Merton's procurements and pension investments, whilst balancing the need to reduce emissions with the potential additional costs of services.

Key areas of progress in 2023 (further details in Annex 4):

- Reviewing Merton's procurement process and tender documents to further embed carbon reduction in our requirements for new contracts.
- Progressing the recruitment of a new member of staff to lead on the decarbonisation of Merton's procured services. This role will support contract managers and commissioners across the Council in engaging with suppliers to measure and reduce emissions from Merton's new and existing contracts.
- Engaging with contract managers to embed carbon reduction in Merton's existing and new contracts (e.g. waste contract review).
- Implementing Merton's new Contract Standing Orders (CSO) which require Responsible Officers to give due consideration to the Climate Emergency.
- Investigating options for developing or commissioning a tool to support officers in embedding carbon reduction in all major procurement decisions.
- Incorporating climate considerations in the CSO training and Procurement Toolkit provided to officers.
- Continuing the decarbonisation of Merton's pension investments.

Key challenges:

- Capacity to engage with service providers regarding the decarbonisation of Merton's procured services has been limited to date.
- No suitably qualified candidates were identified for the new Supply Chain Decarbonisation Lead role in 2023.

Key priorities for 2024:

- Recruiting a new member of staff to lead on the decarbonisation of Merton's procured services, and support contract managers and commissioners across the Council in engaging with suppliers to measure and reduce emissions from Merton's new and existing contracts.

- Developing and delivering bespoke training to empower contract managers and commissioners to consider carbon at all stages of procurement, alongside wider carbon literacy training for all staff.
- Piloting a tool to embed carbon reduction in all procurement decisions.
- Continuing to engage with suppliers to trial low carbon technologies in Merton's contracts where appropriate.

Areas for future consideration:

- Incorporating as many contracts as possible into Merton's greenhouse gas inventory to understand and monitor Merton's scope 3 emissions.
- Engaging with all suppliers to quantify and reduce emissions from Merton's procured services.

WS 8: Communication, outreach and LBM corporate procedure (RAG rating: Amber): Successfully delivering this work stream involves raising climate awareness in Merton and empowering residents, businesses, organisations, Council staff and councillors to act to reduce emissions and adapt to the impacts of climate change.

Key areas of progress in 2023 (further details in Annex 4):

- Launching Merton's new Green Schools Network and Charter
- Publishing the first iteration of Merton's resident facing Climate Delivery Plan Summary Report for Year 3 and engagement leaflet.
- Producing and circulating regular editions of Merton's Climate Action Newsletter³⁵ to provide updates on climate action in Merton.
- Developing and delivering varied climate communications via Merton's social media channels, news releases and other newsletters (further details provided in Annex 4).
- Organising and attending a range of climate engagement activities and events (set out in Annex 4).
- Supporting Merton's Climate Action Group and/or delivery partners with ongoing NCIL funded projects (Merton Garden Streets 2022, Energy Matters and the Wheel) and the development of climate case studies to showcase local climate action.
- Enabling wider community climate action by launching the first phase of Merton's new Community Climate Action Fund.
- Starting a Merton Climate Stories video series to showcase those taking action to reduce carbon emissions and adapt to climate change.
- Engaging with partners on the four key themes of Merton's Climate Strategy & Action Plan through the Environment and Climate sub-group of Merton's Sustainable Communities Transport Partnership.
- Consulting with local community groups and organisations on Merton's draft Climate Engagement Strategy in Autumn 2023.
- Investigating options and agreeing an approach to pilot a tool to support officers in embedding carbon reduction in all major council decision making.

³⁵ <https://public.govdelivery.com/accounts/UKLBM/signup/19626>

- Delivering the first phase of Merton’s carbon literacy training for councillors, senior staff and volunteer officers, and securing a Bronze Carbon Literacy Award for Merton Council.
- Procuring a partner to deliver the second phase of Merton’s carbon literacy training which is available to all council staff.
- Updating Merton’s Greenhouse Gas inventory.

Key challenges:

- Challenges in recruiting new volunteers for Merton’s Climate Action Group to develop new community-led climate action projects.
- Challenges in engaging with underrepresented groups, or residents, businesses and others who aren’t already engaged in the climate agenda.

Key priorities for 2024:

- Continuing to develop or support activities progressed in 2023 where appropriate e.g. the second iteration of the resident summary report of the climate delivery plan and leaflet for year 4.
- Finalising and adopting Merton’s Climate Engagement Strategy.
- Piloting a tool to embed climate considerations in all major council decision making.
- Delivering the second phase of Merton’s carbon literacy training.
- Continuing to support the development and delivery of community-led climate action projects, and seeking wider engagement.
- Confirming the winning bidders for the first phase of the Community Climate Action Fund.
- Launching the second phase of the Community Climate Action Fund.
- Delivering climate engagement and communications activities in line with Merton’s Climate Engagement Strategy.
- Increasing engagement with business stakeholders in Merton.

Areas for future consideration:

- Reviewing Merton’s Climate Engagement Strategy in 2026.

3. PROGRESS TOWARDS MEETING THE NET-ZERO CARBON TARGETS

This section considers changes in wider macro-economic circumstances beyond the council's control and how these impact progress towards achieving net zero emissions in Merton. Merton's greenhouse gas inventory and this section of the Climate Delivery Plan are updated every 2 years to allow sufficient time for local, regional and national projects and policies to have an effect; these have been updated this year.

- 3.1. Our Strategy to Combat Climate Change³⁶ recognises that Merton cannot achieve our climate ambition in isolation, and that we are dependent on many wider factors, such as a supportive national policy framework, additional funding, and behaviour changes of many individuals, businesses and organisations.
- 3.2. This section considers the likelihood that the net-zero carbon targets will be met. The main measure is through a biannual estimate of greenhouse gas (GHG) emissions, for which the table below represents the period 2017-2021 for the borough inventory and 2018-2022 for the Council inventory³⁷. It is worth noting here that there is a lag between the Council's actions and the GHG inventory due to availability of the emissions data, but the GHG emissions give an indication of the direction of travel. These figures are based on Merton's latest Greenhouse Gas inventory update which was carried out in autumn/ winter 2023; the inventory is due to next be updated in 2025.
- 3.3. Considering the pace and scale of action, both inside and outside of the borough, we also assess the likelihood that progress is sufficient to achieve our net-zero targets in Table 3-1 below. Further details of how the likelihood of meeting the net-zero targets was assessed are provided in **Annex 2**.

³⁶ As set out in Merton's Climate Strategy & Action Plan 2020.

³⁷ The baseline GHG inventory which informed Merton's Climate Strategy & Action Plan in 2019/20 was based on 2017 data for the borough emissions and 2018 data for the Council target (due to availability of national datasets for the borough inventory and council activity data for the council inventory). Merton's updated greenhouse gas inventory (Merton Greenhouse Gas Inventory Report 2023) provides the latest council and borough greenhouse gas emissions figures.
Baseline inventory: Aether (2020) London Borough of Merton Climate Action Support, available at: https://www.merton.gov.uk/system/files?file=merton_support-climate-action_v3.1.pdf
Inventory Update: Aether (2024) London Borough of Merton Greenhouse Gas Inventory Report 2023, available at: <https://www.merton.gov.uk/planning-and-buildings/sustainability-and-climate-change/strategy>

Table 3-1 Assessment of emissions and likelihood of meeting net-zero targets

Borough Emissions	Unit	2017	2018	2019	2020	2021	Likelihood of meeting 2050 target
Total Borough Emissions	Kt CO ₂ eq	849	790	764	687	692	Low
2050 Green Economy*	Kt CO ₂ eq	27	24	20	21	22	Low
2050 Buildings and Energy	Kt CO ₂ eq	610	554	527	495	481	Low
2050 Transport	Kt CO ₂ eq	213	211	216	170	190	Medium
2050 Greening Merton	Kt CO ₂ eq	-0.13	0.005	-0.06	-0.12	-0.16	N/A
Council Emissions	Unit	2018	2019	2020	2021	2022	Likelihood of meeting 2030 target
Total Council Emissions	KtCO ₂ eq	11.8	11.1	9.6	10.4	9.7	Low
2030 Direct Council Activities	KtCO ₂ eq	10.2	9.3	7.9	8.7	7.9	Low
2030 Council Procured Services	KtCO ₂ eq	1.6	1.9	1.7	1.7	1.9	Low

*This figure relates to the processing of Merton's Local Authority collected waste at the Beddington ERF. Merton's borough inventory does not include wider scope 3 consumption-based emissions due to the lack of robust data, but these are estimated to be over 1,000 ktCO₂eq.

3.4. There have been some changes in the emissions estimates across the whole time series from the baseline year onwards following Merton's GHG inventory update in 2023. In part this is due to changes in national activity data and emission factors used in national datasets for the baseline year. In addition, in some cases there may have been a need to re-calculate the emissions due to different activity data being available. Further details of how the emission estimates were formed and all changes since the baseline inventory are set out in Merton's GHG Inventory Report 2023³⁸.

Total borough emissions:

3.5. Merton's borough-wide emissions for 2021 have been estimated to be 692 ktCO₂eq. The sources of emissions in Merton are dominated by the use of natural gas for heating, and electricity for heating and lighting homes, businesses, and other buildings such as hospitals and schools. There is also a large contribution from transport, the majority of which is emissions from private road transport. Total borough emissions decreased throughout the time series, reducing by 18% between 2017 and 2021. Merton's 2023 inventory update found that the total borough emissions are

³⁸ Aether (2024) London Borough of Merton Greenhouse Gas Inventory Report 2023, available at: <https://www.merton.gov.uk/planning-and-buildings/sustainability-and-climate-change/climate-emergency>.

not decreasing as quickly as originally modelled in the 2020 decarbonisation pathway which helped inform Merton's Climate Strategy & Action Plan in 2020³⁹, but noted that the comparison should be seen as indicative only.

- 3.6. Sectors that have the greatest significance in terms of emissions (the green economy, buildings and energy) are also areas where delivery challenges are greatest, the Council has the least control and the resource gaps are widest. While all main political parties support net zero 2050, the upcoming Mayor of London and National elections in 2024 also introduce a degree of uncertainty, particularly with regards to the future funding and policy landscape and how this will support the transition to net zero in the coming years.

Green Economy:

- 3.7. Merton's GHG inventory only includes emissions from the processing of local authority collected waste at the Beddington Energy Recovery Facility under the Green Economy theme (approx. 22 KtCO₂eq, 3% of the total borough emissions in 2021). The whole time series reveals a reduction in overall emissions from the processing of waste from 27 to 22 ktCO₂eq as Merton has transitioned away from landfill and towards ERF since 2017. However, in 2021 there was an increase in ERF emissions compared to 2020 as the overall tonnages of local authority collected waste increased.
- 3.8. Wider scope 3 consumption-based emissions relating to the embedded emissions in the consumption of goods and services by residents within Merton have not been included in the borough inventory, due to the lack of robust data, but are presented in Merton's 2023 GHG inventory report to demonstrate the scale of a more complete scope 3 estimate. The total consumption-based emissions are estimated at 1,221 ktCO₂eq. If these consumption-based emissions were included in Merton borough's inventory for 2021, this would comprise 64% of Merton's emissions. Further details can be found in Merton's 2023 GHG Inventory Report⁴⁰.
- 3.9. The sustainability of products and services is complex with many impacts occurring outside the borough. Residents and businesses of Merton generally have low influence on the sale and purchase of low carbon products and services. A move to a green economy requires mass behaviour change in purchasing habits, and changes to national regulation and industry practice, for which the Council has a low level of influence. Major economic impacts from Covid and the energy Crisis could reduce demand of more expensive sustainable options. Promotion of cheaper options (up-cycling/ low meat diets) may have greater effect in the current economic climate.

³⁹ Aether (2024) London Borough of Merton Greenhouse Gas Inventory Report 2023, available at: <https://www.merton.gov.uk/planning-and-buildings/sustainability-and-climate-change/climate-emergency>.

⁴⁰ Aether (2024) London Borough of Merton Greenhouse Gas Inventory Report 2023, available at: <https://www.merton.gov.uk/planning-and-buildings/sustainability-and-climate-change/climate-emergency>.

- 3.10. LBM has a strong track record and forward plan on recycling and for local authority collected waste which makes up about half of all waste collected in the borough. Separated waste collection helps residents to recycle, but does little to prevent waste arising; which would have the greatest impact on emissions. The means of collection and treatment of commercial and industrial waste in Merton includes commercial contracts between businesses and waste disposal companies, over which the Council has no control.
- 3.11. Business engagement on the climate agenda appears relatively low at present, in part due to the focus on dealing with the ongoing impacts and potential aftermath of Covid and the energy crisis. There is a significant skills gap in the low carbon economy; particularly in relation to low carbon building and retrofitting which provides a major opportunity to build local jobs within the green skills sector. Work is underway with local, sub-regional and regional partners to develop low carbon skills and job opportunities. However, the pace and scale of upskilling and investment, requires a much larger national shift and a consistent policy landscape to give industry the confidence in the national direction of travel (as shown in 2023 when a number of national green policies were postponed).

Buildings and energy:

- 3.12. The sources of emissions in Merton are dominated by the use of natural gas and electricity for heating and lighting homes, businesses, and other buildings such as hospitals and schools.
- 3.13. Residential gas use remains the largest source of emissions in the borough. Natural gas prices have been increasing in the UK and Europe over the last few years due to a combination of factors: lower wind availability creating a higher gas demand for power generation; increased natural gas demand in Asia; and increased oil prices⁴¹. In 2022, Russia's war on Ukraine and related political decisions had an impact on natural gas supply from Russia⁴². Natural gas demand in the heating sector is particularly sensitive to changes in gas price. This decrease may be reflected in the subnational gas consumption statistics for Merton borough in the next GHG inventory update. Although external factors such as the energy crisis can result in lower emissions as gas demand decreases, these are not reflective of long-term behaviour change towards the net zero borough target.
- 3.14. One of the largest reductions in borough-wide emissions between 2017 and 2021 was a 45% reduction in emissions from electricity use in the commercial and industrial sector, followed by a 42% reduction in emissions from electricity use in the residential sector. The reduction in emissions from electricity use was driven primarily by reductions in the carbon intensity of the UK electricity grid, as is the case with most other local authority areas. The UK electricity emission factor varies between years as there are different proportions of renewable and non-renewable energy in the grid. The 2023 emission factor (not used in this update), has increased due to reduced energy generation from renewables due to less

⁴¹ <https://www.bayes.city.ac.uk/news-and-events/news/2021/september/what-is-behind-the-rising-gas-prices>

⁴² <https://www.sciencedirect.com/science/article/pii/S2589004223005680>

favourable weather conditions in 2021 (note that the emission factor used in a year is calculated from national emissions inventory data 2 years earlier). The electricity generated from natural gas increased to account for the lower renewable energy production. This highlights how the emissions from electricity can be dependent on uncontrollable external factors.

- 3.15. 98% of homes in Merton use gas as their primary source of heating and there is currently insufficient evidence to demonstrate any credible options for wide-scale decarbonisation of the gas grid in the short term⁴³. All buildings in Merton must therefore be gas free by 2050 in order to achieve our carbon reduction target.
- 3.16. Barriers to retrofitting the building stock within Merton with low carbon measures (mainly insulation and replacing boilers with low carbon heating) remain very high, mainly due to high up-front costs, inconvenience of installation, low understanding and priority amongst most homeowners and landlords. The exception is solar PV where suitably located efficient panels still offer a pay-back on investment, and the market has developed funding models which reduce up-front costs for consumers.
- 3.17. There is a major policy and funding gap for retrofit at a National level that is needed in order to grow a sustainable transition to low carbon energy in buildings and a move away from gas heating. A complex funding landscape, supply chain issues and wider barriers to retrofit have delayed delivery of national and regional retrofit funding schemes. The closure of the domestic and non-domestic Renewable Incentive (RHI) schemes may also impact on the uptake of low carbon heat solutions. It is not clear at the time of writing what the retrofit funding and policy landscape will look like over the next few years to support the transition to net zero.
- 3.18. In order to minimise Merton's retrofit burden, the council included ambitious climate change policies in Merton's draft Local Plan submitted to the Secretary of State in 2021 to ensure that new local development uses energy systems and levels of energy efficiency which are compatible with achieving zero carbon emissions on site by 2050 without expensive retrofit. However, wider national planning reform may affect the ambition of Merton's new Local Plan.
- 3.19. Merton is a constrained area in terms of electricity supply. Work is underway through the South London Local Area Energy Plan to establish the necessary changes to support a transition in energy infrastructure towards electric heating and vehicles. This will help inform potential constraints and opportunities for collaboration with neighbouring boroughs in upgrading the local grid infrastructure.

Transport:

⁴³ Merton's Local Plan incorporating proposed modifications 2021, available at: <https://www.merton.gov.uk/planning-and-buildings/planning/local-plan/newlocalplan/local-plan-submission>.

- 3.20. Emissions from transport did not change significantly across the time series, with a small 23 ktCO₂eq total decrease between 2017 and 2021. This was mainly due to a 7% decrease (179 ktCO₂eq in 2017 to 166 ktCO₂eq in 2021) in emissions from cars, LGVs, HGVs and motorbikes. There was a drop in private transport emissions in 2020, likely as a result of national lockdowns; these increased again in 2021 but did not return to pre-Covid levels. The long-term impacts of Covid on private transport use are currently unknown. There was also a 30% decrease (33 ktCO₂eq in 2017 to 23 ktCO₂eq in 2021) in emissions from buses and rail. As most rail transport in Merton is electric, this reduction reflects the decarbonising of the UK electricity grid.
- 3.21. Reducing carbon emissions from motor vehicles will require the implementation of a comprehensive package of transport measures that support a shift to sustainable travel options alongside measures to better manage car use, including through a transition to low emissions vehicles for essential car journeys.
- 3.22. The Government's decarbonising transport strategy set out an ambition for half of all journeys in towns and cities to be cycled or walked by 2030. Achieving this increase in active travel will require significant investment in improved walking and cycling infrastructure in the borough. Merton will produce cycling and walking strategies by spring 2024 which will set out more detailed proposals for cycle and pedestrian route development but this can be challenging due to physical constraints of Merton's public realm and inadequate levels of funding.
- 3.23. There is also an opportunity to work with partners including TfL, Network Rail and Public Transport Operators to plan for a long-term transition of public transport infrastructure fit for 2050 low carbon transport. TfL's business plan⁴⁴ is consistent with decarbonising public transport in line with Merton's carbon targets. However, the continued uncertainty around the long-term impacts of Covid on public transport in London mean there is a continued risk of both ongoing reductions to existing public transport services in the borough and on the delivery of proposed improvements. Previously proposed major public transport infrastructure schemes, including Sutton Tram Link and Cross Rail 2, are now very unlikely to be progressed which could have a negative impact on the ability to achieve the long-term shifts from car to public transport necessary to achieve the 2050 target.
- 3.24. Reducing carbon emissions from transport will also require the implementation of policies and measures to reduce overall car use and to enable a shift to zero emissions vehicles for essential journeys. Parking policies are one of the most effective tools available to the Council to manage vehicle use and the Council has adopted parking policies and pricing structures that support sustainable transport objectives, including through the introduction of a £20 EV parking permit. However, achieving the required reduction in car use and emissions is also highly dependent on national and regional policies and initiatives, such as the government proposals to end the sale of petrol/ diesel cars, which have been in flux in 2023.

⁴⁴ Mayor of London, TfL Business Plan 2020/21 to 2024/25, available at: <https://content.tfl.gov.uk/tfl-business-plan-2019.pdf>.

- 3.25. The Council will develop an EV strategy that will set out how it will support the delivery of the charging infrastructure necessary to support the projected transition to electric vehicles. This will be balanced with concerns about the sustainability of battery technology and the “whole life” emissions associated with electric vehicles and will ensure that a shift from cars to walking, cycling and public transport remains the priority of Merton’s transport policies.

Greening Merton:

- 3.26. Emissions from land use and land use change in Merton are currently a small net sink of CO₂ at 0.16 ktCO₂e. The net sink is now estimated to be smaller than in the 2021 GHG inventory update due to revised methodology in the Local Authority Greenhouse Gas Emissions National Statistics. This is driven by the inclusion of methane and nitrous oxide in the dataset for the first time since the 2021 Merton inventories. This methodology change means that the net sink from land use and land use change is smaller across the whole time series.
- 3.27. Merton already has a high % tree cover and strong commitments to ensure protection of parks and open spaces through the open space strategy, Local Plan and GLA policies. The Council’s management of green spaces and streets is mainly focused on maintenance as opposed to an increase or enhancement of greenery in Merton. Tree planting is broadly consistent with the rate of planting needed to achieve a 10% increase in tree cover in line with the Mayor’s target for London⁴⁵; in part due to a long-standing partnership with the voluntary sector, particularly Merton’s volunteer Tree Wardens, who increase tree planting and support aftercare. Community-led initiatives like Merton Garden Streets also have an important role to play in greening Merton.
- 3.28. Merton’s Tree Strategy 2023-2029⁴⁶, adopted in 2023, provides a more strategic and integrated approach to tree planting on public land in Merton. The strategy sets out how we will manage and enhance trees in the borough, including a goal to increase the borough’s tree canopy by 10% by 2050. It also outlines how we will protect trees and hedges to ensure the borough’s resilience in the face of environmental challenges, and also promotes the cultivation and preservation of large, mature trees to contribute to our local ecology and biodiversity.
- 3.29. Opportunities to increase tree planting on private land will be considered in 2024 alongside the implementation of new national Biodiversity Net Gain policies, which aim to ensure development has a measurably positive impact (‘net gain’) on biodiversity compared to what was there before development.

⁴⁵ Mayor of London (2018) London Environment Strategy, available at: <https://www.london.gov.uk/what-we-do/environment/london-environment-strategy>.

⁴⁶ Merton Tree Strategy (2023) available at: <https://www.merton.gov.uk/planning-and-buildings/regeneration-urban-design/trees/tree-strategy>.

- 3.30. The concept of natural capital brings together the potential benefits of using blue/green infrastructure⁴⁷ to reduce the impacts of hot weather and flooding through shade and sustainable drainage, improve resilience of biodiversity and capture carbon to offset emissions. All of these, to some extent, have been progressed, and further opportunities can be realised through the identification of suitable sites.

Council 2030 Target:

- 3.31. Reported emissions for Merton Council totalled 9.7 ktCO₂eq in 2022, representing a 18% reduction compared to the 2018 baseline (11.8ktCO₂eq). Merton's 2023 Greenhouse Gas Inventory update found that estimated emissions for Merton Council are variable but seem to be decreasing in line with the pathway trajectory outlined in Merton's Decarbonisation Pathways Modelling carried out in 2019/20⁴⁸.
- 3.32. There have been several improvements in data that have been introduced as part of the 2023 inventory update, and applied across the whole timeseries (2018-2022). These improvements and additions for this year highlight how emissions from procured services are often limited by completeness and data availability. In the 2023 update, street cleansing was included for the first time across the whole time series which results in a greater proportion of scope 3 emissions in the council's inventory. As more data and more accurate data become available, more emissions can be reported. See Merton' Greenhouse Gas Report 2023 for more details.
- 3.33. Gas consumption in council owned buildings remains the main source of emissions reported in the council inventory across the time series, although the largest reduction in emissions came from council building electricity usage. The impacts of COVID-19 are reflected in council emissions, as shown by a 37% reduction in energy consumption in council operational buildings in 2020.
- 3.34. Emissions from electricity usage in Council operational buildings decreased between 2018 and 2022. This is in part due to the continual decarbonisation of the National Grid⁴⁹, but also due to reduced electricity consumption reflecting a shift towards working from home. As a consequence of the pandemic, the Council has adopted hybrid working (a mix of working in the office and working from home) for LBM staff, which may sustain lower levels of energy consumption in Council operational buildings. However, staff engagement and training should highlight steps that individuals can take to save energy whilst working from home in order to reduce any emissions "outsourced" to staff homes. Council efforts to convert streetlights in Merton has also directly resulted in reduced emissions between 2018 and 2022.

⁴⁷ Blue/Green Infrastructure: Comprises the network of parks, rivers, water covered spaces and green spaces, plus the elements of the built environment, such as street trees, green roofs, sustainable drainage systems, flood storage or water management corridors all of which provide a wide range of benefits and services.

⁴⁸ Aether (2024) London Borough of Merton Greenhouse Gas Inventory Report 2023, available at: <https://www.merton.gov.uk/planning-and-buildings/sustainability-and-climate-change/climate-emergency>.

⁴⁹ By sourcing 100% of its electricity supply through a green electricity tariff, the Council has contributed to the decarbonisation of the electricity grid.

- 3.35. However, gas consumption in school buildings increased in 2020. Based on anecdotal evidence, this is likely in response to the requirement of schools to increase ventilation rates to reduce the spread of Covid resulting in increased heating over the winter period.
- 3.36. Prior to Merton's declaration of a Climate Emergency, through a 10 year "spend to save" investment programme, the Council had also already installed a number of energy saving measures and renewable technologies across its operational estate and community schools. This programme of measures helped reduce emissions from the Council and community schools but also makes the substantial shift to a net-zero carbon Council building stock harder to achieve because the most straight-forward and cost-effective measures are already in place.
- 3.37. The availability of short-term grant funding has the potential to accelerate works, but the extremely challenging timescales mean that only low-level works can be funded unless projects are "shovel ready" and can deliver within a ~6 month timeframe. This is particularly true for Community schools, which pose greater delivery challenges and for which the Council has less control. Supply chain issues resulting from Covid, Brexit and the increased availability of funding for retrofit projects, as well as the market volatility in energy costs resulting from the current energy crisis, are adding to the complexity of an already challenging funding landscape and are expected to continue in the short term. Longer term impacts are currently unknown. The intense competition in the market for energy professionals has also affected the recruitment of qualified staff to progress the Council's estate decarbonisation plans.
- 3.38. Covid has also radically changed patterns of travel for most staff. The greater degree of home working will reduce emissions from travel, but it is not known the extent to which increased fuel consumption from home working will offset this impact. Emissions savings from the reduction in commutes by car that are greater than 3 km (an average figure for Europe) may offset this increase, resulting in a reduction in overall emissions. However, where commutes are less than this distance or are by public transport or active travel, working from home may lead to a net increase in emissions (IEA, 2020). The Council will continue to encourage a greater degree of active and sustainable travel. Demand for staff cycle parking and travel infrastructure will be reassessed once future staff travel patterns are better understood.
- 3.39. In terms of decarbonising Merton's fleet, whilst the additional cost of electric vehicles may be compensated by the much lower fuel costs in cars and light goods vehicles, the business case to purchase heavy vehicles such as buses and refuse lorries is much more challenging both in terms of costs and an operational track record. A change will also require additional EV charging infrastructure at the Civic Centre, Garth Road and other sites, which will likely require energy infrastructure upgrades and additional funding. This will be informed by Merton's fleet decarbonisation strategy which is being developed at the time of writing.
- 3.40. Emissions resulting from Merton's Pensions Fund are reducing. The Council will continue to move its pension fund investments to low carbon investments, whilst balancing the fund's requirements to ensure investments deliver the expected returns to meet members' benefits and to keep the employers' contribution stable. Emissions from the Council's existing procurements are largely unknown apart from local authority waste collection and processing, street cleansing, highways maintenance and green spaces maintenance, and there is substantial scope to work with

existing providers to reduce emissions. The council is currently working to build capacity to support contract managers with the decarbonisation of Merton's procured services. The Council's updated procurement procedures will help understand and reduce emissions from future procured goods and services.

ANNEX 1: CLIMATE CHANGE WORK PROGRAMME

Workstreams

- i. Eight workstreams cover all areas where carbon emission reductions are required, but are designed to fit in with existing departmental structures and processes to make monitoring and oversight more efficient. The figure to the right shows how the eight workstreams map onto the key areas of Merton’s Climate Strategy and Action Plan.
- ii. The aims of each of the workstreams are summarised in the table below. Aims that “encourage” action show where the Council does not have direct control on emissions, but is seeking to influence or support others to reduce carbon emissions.

	GREEN ECONOMY	BUILDINGS/ ENERGY	TRANSPORT	GREENING MERTON
2050 BOROUGH TARGET	WS1: Sustainable consumption and low carbon economy Public consumption of goods and services in Merton, supply chains and investments from businesses operating in Merton, commercial and industrial waste collection and processing, Local Authority waste processing.		WS8: LBM procedure, Communication and outreach	
		WS2: Retrofit of the residential and non-residential building stock Owned, occupied and Private rented residential and non-residential Social / Council non-operational buildings/ Buildings of emergency services and public health	WS4: Transport infrastructure and modal shift Vehicles registered in Merton, Vehicles from outside the borough driving into Merton, Public transport, Transport infrastructure	WS5: Green Infrastructure Green spaces on private land, Green spaces managed by organisations other than the Council, Green spaces managed by the Council, Public realm (e.g. street trees, sustainable drainage)
		WS3: Future new build and regeneration Major regeneration, Energy infrastructure, New buildings		
		WS6: Academies and Faith Schools		
2030 COUNCIL TARGET	WS6: LBM Estate and fleet management Community schools, Council operational buildings			Council owned vehicles
	WS 7: LBM Procurements and investments Services procured by LBM, Investments, Consumption in LBM operational buildings	WS6: Street Lighting	WS4: Staff Travel	

Summary of workstreams

Work stream	Key aims	Lead department
<p>Workstream 1:</p> <p>Sustainable consumption and low carbon economy</p>	<p>Encourage consumers to reduce their carbon footprint through the purchase of local and sustainable goods and services, preventing waste and reusing/ recycling where possible.</p> <p>Encourage businesses to provide local and sustainable products, minimise waste, reduce greenhouse gas emissions from supply chains and provide clear information to customers about sustainable products.</p> <p>Encourage businesses to foster low carbon practices from staff and corporate functions such as finances.</p> <p>Reduce emissions from the processing of Local Authority collected waste using the principles of a circular economy.</p>	<p>Environment, Civic Pride and Climate</p> <p>Housing and Sustainable Development</p>
<p>Workstream 2:</p> <p>Retrofit of homes, businesses and non-residential building stock</p>	<p>Encourage homeowners and landlords to retrofit energy efficiency measures in existing homes and non-residential buildings across the borough.</p> <p>Encourage homeowners and landlords to install locally produced renewable energy.</p> <p>Encourage residents and business to take up low carbon heating.</p>	<p>Housing & Sustainable Development</p> <p>Adult Social Care, Integrated Care and Public Health</p> <p>Children Lifelong Learning and Families</p>
<p>Workstream 3:</p> <p>Future new build and regeneration</p>	<p>Enable all new developments and LBM regenerated public spaces in Merton to be zero carbon capable without expensive retrofit by 2025.</p> <p>Ensure all new developments and LBM regenerated public spaces are designed to be adapted to the impacts of temperature change and support the major decarbonisation transitions in energy, transport and the economy.</p> <p>Ensure utility companies' energy infrastructure supports a transition to low carbon energy use in the borough.</p>	<p>Housing and Sustainable Development</p>
<p>Workstream 4:</p>	<p>Encourage consumers to decrease the number of petrol and diesel vehicles.</p> <p>Encourage people living, working and studying in Merton to increase active and sustainable travel.</p> <p>Develop walking, cycling and electric vehicle infrastructure.</p>	<p>Environment, Civic Pride and Climate</p>

Transport infrastructure and modal shift	Encourage government and TfL to accelerate the decarbonisation of public transport. Encourage sustainable and active travel amongst LBM staff.	
Workstream 5: Green infrastructure	Encourage additional planting on private land. Increase tree cover on appropriate public land (in keeping with the open space strategy). Deliver green infrastructure projects. Encourage increased public participation in community planting.	Environment, Civic Pride and Climate
Workstream 6: LBM Estate and fleet management	Decarbonise LBM operational buildings by 2030. Decarbonise LBM Community schools by 2030. Decarbonise all council owned non-operational buildings by 2050. Encourage the decarbonisation of all Academies and Voluntary-aided schools by 2050. Ensure all Council-owned buildings are adapted to the impacts of temperature change and support the major decarbonisation transitions in energy, transport and the economy. Decarbonise LBM's owned fleet (including waste collection fleet) by 2030.	All Departments
Workstream 7: LBM Procurements and investments	Reduce greenhouse gas emissions associated with goods and services procured by LBM on behalf of Merton residents. Reduce greenhouse gas emissions associated with LBM investments such as pensions.	All Departments
Workstream 8: Communication, outreach and LBM corporate procedure	Ensure that LBM staff and Councillors understand how to consider climate change in their work areas and feel empowered to act. Ensure effective communication of climate messages reach all residents, businesses and organisations in Merton especially in the east of the borough. Ensure that residents, businesses and organisations feel empowered to act to reduce emissions and adapt to the impacts of climate change.	All Departments

Governance

- iii. The Delivery Plan will be regularly reviewed by Cabinet and the Overview and Scrutiny Commission, who have responsibility for overseeing the delivery of Merton's Climate Strategy and Action Plan. The Sustainable Communities and Transport Partnership will form the main external stakeholder engagement and will be invited to review the plan on a regular basis.

ANNEX 2 – FORMING A BASELINE ASSESSMENT FOR MERTON’S CLIMATE STRATEGY AND ACTION PLAN, AND DELIVERY PLAN

Indicators for the overall delivery plan

- i. There may not be a direct correlation between emission reductions and the success of the Delivery Plan, because the plan only covers actions undertaken by the Council; most of which are enabling and do not reduce emissions in themselves. The following indicators are being used/ developed to test progress against the wider aims set out in the Climate Strategy and Action Plan, considered on an annual basis.
 - Public perception of the importance of taking action to tackle climate change, tested through the bi-annual survey.
 - Public perception of Council leadership and commitment to the Climate Change agenda, tested through the bi-annual survey.
 - Public feeling on engagement and empowerment to act on climate change issues; tested through the bi-annual survey (TBC).
 - Staff perception of being engaged, empowered and equipped to help deliver the Council’s part in Merton’s Climate Strategy & Action Plan, tested through a staff climate survey.
 - Spend on projects which deliver Merton’s Climate Strategy and Action Plan objectives (internal and external), gathered from finance leads on an annual basis.

Performance indicators for the workstreams

- ii. A set of indicators, set out in Merton’s Climate Strategy and Action Plan under “*Measuring Success*”, do not directly measure emissions but provide information about the rate of progress for important aspects of the plan. These provide more granular information relating to the speed at which change is taking place within Merton, compared to monitoring greenhouse gas emissions alone. It does

not directly indicate the Council’s performance, but may indicate where the Delivery Plan needs to be adapted to better support emissions reduction across the borough.

- iii. Indicators have been reviewed since the Year 1 Delivery Plan was published and updated to use more robust and accessible data sources. Additional indicators have also been added to better track progress against the 8 workstreams.

Progress against the workstreams

- iv. Individual actions within each workstream will be assigned a RAG rating based on the likelihood of achieving this action in the following year within the resources and timescales available to the Council. These are used to indicate where resource or other barriers may prevent action being completed on time.

RAG definitions for individual actions

Green	High likelihood that the action will be completed. The completion of the action will be to the depth and quality expected to fulfil its part in the workstream.
Amber	Likelihood that the action will not be completed to the depth and quality needed to fulfil its part in the workstream.
Red	High likelihood that the action will not be completed, or fall well short of the depth and quality needed to fulfil its part in the workstream.

- v. Using the score of individual actions Climate Change officers have undertaken a risk assessment over all workstreams, identifying

where the sum of the likely activity will fulfil the obligations set out in the Climate Strategy and Action Plan.

- vi. The table below shows how the RAG ratings have been defined for the workstreams overall.

RAG definitions for the workstreams

Green	Most council actions within this workstream are likely to be sufficiently funded and progress well. The total of the actions within this workstream is sufficient for the Council to effectively reduce its own emissions in line with the net-zero target and/or support others to reduce emissions, consistent with meeting the obligations set out in Merton’s Climate Strategy and Action Plan.
Amber	Some or all actions within the workstream may not be progressed to their full extent, due to resource, policy or other barriers. This may result in the Council not reducing its own emissions in line with the net-zero targets, or not supporting others to reduce emissions, consistent with meeting the obligations set out in Merton’s Climate Strategy and Action Plan.
Red	It is highly likely that some or all actions within the workstream will not be progressed, due to resource, policy or other barriers. This is likely to result in the Council not reducing its own emissions in line with the net-zero targets, or not supporting others to reduce emissions, consistent with meeting the obligations set out in Merton’s Climate Strategy and Action Plan.

- vii. The main measure of progress towards the net-zero carbon targets will be through an annual estimate of greenhouse gas emissions in relation to the 2050 and 2030 targets. Greenhouse gas estimates rely on national datasets which may be 1-2 years old, so cannot give a strong real-time indication of emission reductions or show the impacts of specific local actions.

- viii. For the 2050 target, the data is collected by fuel source and can therefore be used to individually track progress against energy use in buildings, transport and land use. The scope of the greenhouse gas inventories does not include emissions from consumption at present so cannot be used to track progress towards a green economy.

- ix. For the 2030 target, emissions data is collected from operational buildings, streetlighting, council-owned and operated vehicles, and emissions associated with contracted work in relation to waste collection, the maintenance of green spaces and highway maintenance. It cannot be used to track emissions from investments, other procurements and staff travel. The intention is to include all emissions where the data is available.

Progress against Net-zero targets

- x. Climate Change officers will undertake an assessment of the strengths, weaknesses, opportunities and threats for the 5 areas set out in Merton’s Climate Strategy and Action Plan. This includes action taken by the Council but also wider factors. This will lead to a “high, medium or low” judgement about the likelihood that Merton is on track to deliver its greenhouse gas emission targets.

Greenhouse gas emissions

ANNEX 3 – IDENTIFICATION OF DELIVERY ACTIONS

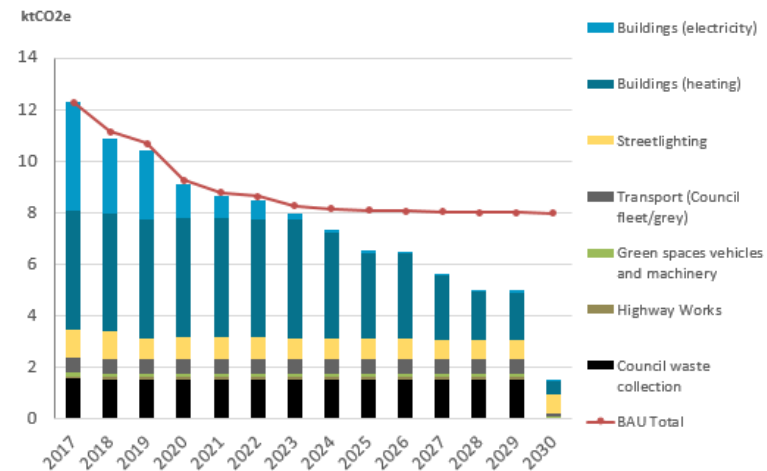
Use of evidence in identifying delivery actions

- i. The London Borough of Merton Climate Action Support⁵⁰, written by Aether, was commissioned to provide the main evidence and analysis that underpinned Merton’s Climate Strategy and Action Plan, and has been used to make informed judgements on how the Council might deliver its carbon reduction commitments. For emissions included in the Council’s greenhouse gas inventory, net-zero pathways inform the scale of emissions reduction needed, and the speed at which change is technically feasible.

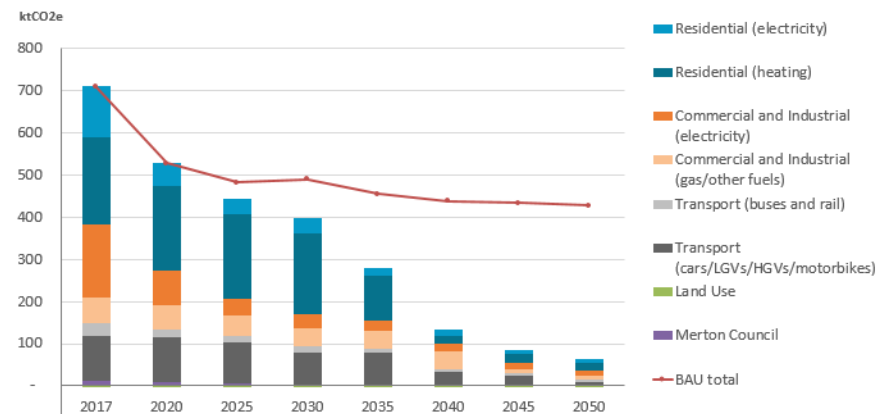
- ii. The Strategy includes areas that were not part of the net-zero pathway analysis for Merton, where impacts cannot be accurately estimated, but where a wider evidence base shows that it is important to address the impacts of climate change. For the 2050 targets, these include emissions that occur outside the borough, arising from economic activities such as the provision of goods and services within the borough (mainly in the “*Green Economy*” section). It also includes adapting to and preparing for the impacts of climate change, such as prolonged and more intense spells of hot weather or flooding (mainly in the “*Greening Merton*” and “*Buildings and energy*” sections). For the 2030 target, it relates to the carbon footprint of investments and some of the goods and services procured by the Council. In these cases, other evidence has been used to identify the necessary actions needed.

Net-Zero Carbon Pathway for the Council 2017-2030

⁵⁰ London Borough of Merton Climate Action Support, Aether, June 2020. Available at: https://www.merton.gov.uk/system/files?file=merton_support-climate-action_v3.1.pdf

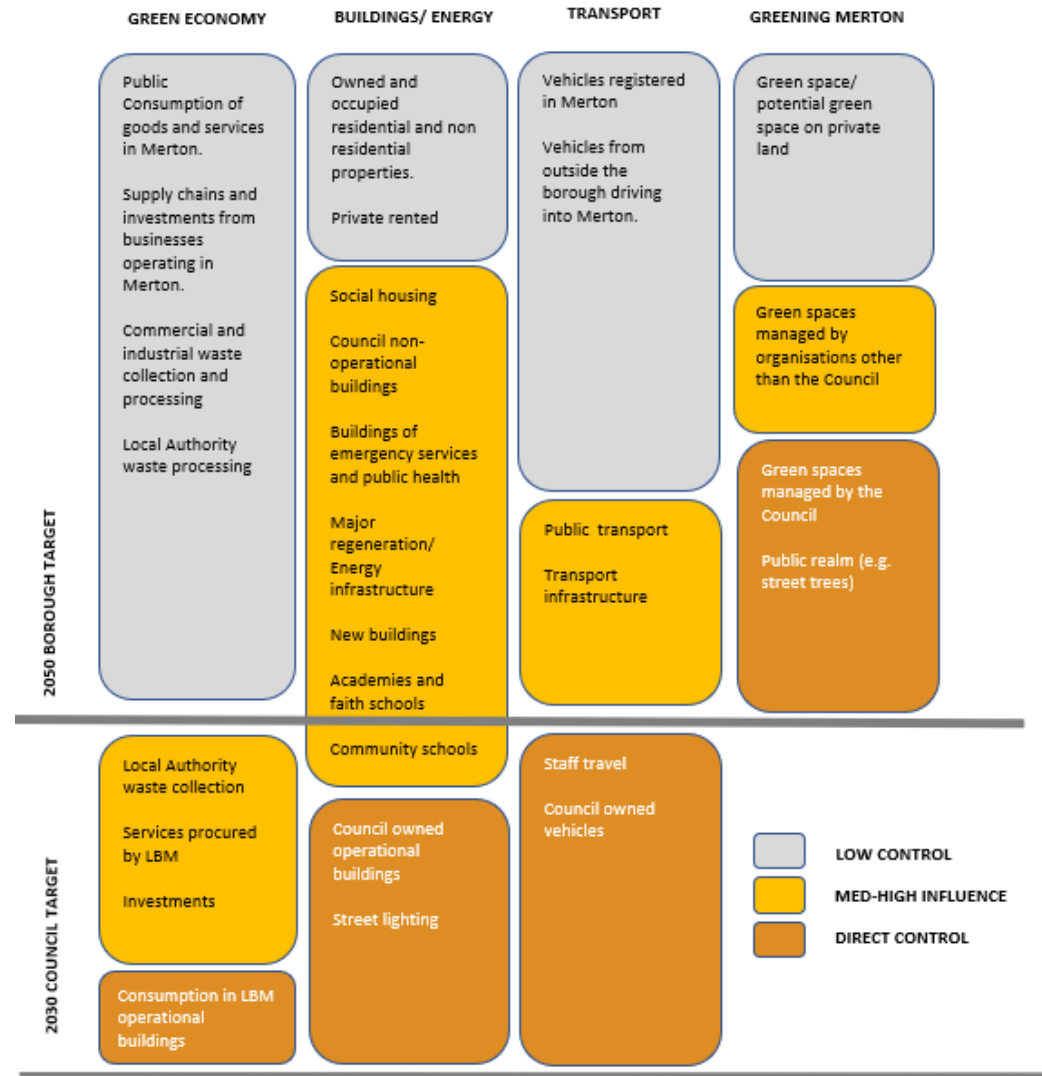


Net-Zero Carbon Pathway for the Borough 2017-2050



Direct versus enabling actions

- iii. The figure on the right shows levels of Council control over areas of Merton’s Climate Strategy and Action Plan.
- iv. Where the Council has direct control over emission reduction, it is straightforward to identify actions in any given year through the modelling outputs. This only applies to a small proportion of the actions, mainly in the “Council 2030 target” section.
- v. In some areas of the Strategy, action owners outside of the Council can be clearly identified (for example TfL, housing providers, etc.). In these cases, the Council is usually in a position to influence or to work collaboratively with stakeholders to reduce emissions.
- vi. Where emission reduction is in the hands of individuals, businesses or other organisations, Council control tends to be low. In these cases, enabling actions have been identified, but their impact is harder to measure.
- vii. This diagram gives an indication of where the Council has direct control, has medium to high influence, or has a low level of control.



Other key considerations in determining annual priority actions

- viii. For some areas of the Council, greenhouse gas emissions reductions are a longstanding consideration and ongoing work is already consistent with reducing emissions. For others there are significant gaps in activity because the Council has not worked to reduce emissions in this area before, or not to the scale required to meet the obligations set out in Merton’s Climate Strategy and Action Plan. For the latter, actions are likely to be in the form of options appraisals or project development in early years of delivery.
- ix. The national policy framework, resources and funding available will have a major impact on the Council’s ability to undertake the actions needed, but are currently hard to predict. Where progress cannot be made due to resource constraints or other barriers, actions include lobbying central Government and seeking funding through external resources.
- x. There are a number of Council activities with objectives that work hand-in-hand with climate change mitigation and adaptation. These include Merton – The Place, the Merton Community Plan 2020-2651, the Covid-19 Transport Strategy⁵², the Air Quality Action Plan and annual status reports⁵³, the Local Plan⁵⁴ and the

⁵¹ Merton Community Plan 2020-26, LBM; available at <https://www.mertonpartnership.org.uk/community-plan>

⁵² Merton’s Covid Transport Strategy available at <https://www.merton.gov.uk/streets-parking-transport/lip3>

⁵³ Merton’s Air Quality Plans and reports available at <https://www.merton.gov.uk/communities-and-neighbourhoods/pollution/air-quality-and-air-pollution/local-air-quality-management>

⁵⁴ Merton’s Local Plan (2021) available at <https://www.merton.gov.uk/planning-and-buildings/planning/local-plan/newlocalplan/local-plan-submission>

Health and Wellbeing Strategy 2019-2024⁵⁵. The Climate Change work programme is not aiming to duplicate existing programmes, but to embed climate mitigation and adaptation within them.

⁵⁵ Merton’s Health & Wellbeing Strategy 2019-24 available at <https://www.merton.gov.uk/healthy-living/publichealth/strategies>

ANNEX 4 – PROGRESS AGAINST Y3 PRIORITY ACTIONS AND IDENTIFICATION OF Y4 PRIORITY ACTIONS

Workstream 1: Sustainable consumption and low carbon economy

Action No.	Priority Action in Y3	RAG	Team	Progress	Priority Action in Y4	RAG
2 ⁵⁶	Lobby for faster change in promoting a low carbon economy	G	Future Merton	<p>Throughout 2023 the Council has continued to engage with a number of pan-London groups to lobby for faster change in promoting a low-carbon economy. This included:</p> <ul style="list-style-type: none"> • the London Environment Directors Network (LEDNet), • the London Councils Climate Programmes⁵⁷, • the South London Partnership, and • the London Responsible Procurement Network. <p>Through the South London Partnership, officers helped shape and attended the BIG South London Business, Innovation & Growth Summit on 10th November 2023⁵⁸. Themed around South London’s green transition, the event attracted an audience of over 200 delegates from across business, central and local government, higher education and the third sector. It provided a packed afternoon of keynotes, panel discussions and breakout sessions, which aimed to inspire discussion, forward momentum, and define action around climate change, which included:</p> <ul style="list-style-type: none"> • A look at successful initiatives already happening in South London, such as Better Futures +, the Green Enterprise Partnership and the Just Transition Programme, and how these could be scaled up; • The green skills needed for a Net Zero Economy; • The investment required to finance the infrastructure for the green transition; and 	Lobby for faster change in promoting a low carbon economy	G

⁵⁶ Action 1 of WS1 of the Climate Delivery Plan for Year 3 was amalgamated with Action 1 in WS8.

⁵⁷ <https://www.londoncouncils.gov.uk/our-key-themes/environment/climate-change>

⁵⁸ <https://big-knowledge.co.uk/business-innovation-growth-summit-2023/>

Action No.	Priority Action in Y3	RAG	Team	Progress	Priority Action in Y4	RAG
				<ul style="list-style-type: none"> How we can accelerate Net Zero innovations into practical use. <p>The council also took part in a panel discussion during a pre-summit event for South London businesses on Buying Net Zero: Public Procurement & Sustainable Supply Chains⁵⁹. Merton intend to host a follow up meeting around April 2024 to continue the discussions.</p>		
3	Identify opportunities to embed a green recovery in Merton's response to the Cost of Living Crisis	A	Future Merton	<p>In 2023, officers embedded Merton's climate commitments in Merton's Cost of Living Strategy & Action Plan 2023-2025⁶⁰. This highlights actions to reduce energy demand and make homes more energy efficient through retrofit as part of Merton's response to the Cost of Living Crisis.</p> <p>In 2023, officers have also progressed a range of projects which will help embed a green recovery in Merton's response to the Cost of Living crisis, including:</p> <ul style="list-style-type: none"> progressing the recruitment of a new member of staff to lead on developing a green economy in Merton; continued support for Merton's Climate Action Group and other local partners delivering local community-led climate action; launching Merton's new Community Climate Action Fund to support local climate action projects; procuring a delivery partner for a new Home Energy Efficiency Loan scheme for homeowners in Merton who are not eligible for national and regional funding; 	Identify opportunities to embed a green recovery in Merton's response to the Cost of Living Crisis	A

⁵⁹ <https://big-knowledge.co.uk/events/buying-net-zero-public-procurement-sustainable-supply-chains/>

⁶⁰ <https://democracy.merton.gov.uk/documents/s49651/Appendix%20I%20-%20Cost%20of%20Living%20Action%20Plan.pdf>

Action No.	Priority Action in Y3	RAG	Team	Progress	Priority Action in Y4	RAG
				<ul style="list-style-type: none"> taking part in the pan-London Eat Like a Londoner Campaign to help residents save money and waste less food, as part of the London Councils One Planet Living work programme⁶¹; and taking part in and supporting Merton's Scrutiny retrofit task group. <p>Through the South London Partnership⁶² and London Councils Climate Programmes⁶³, the Council continues to share best practice, and to identify and develop opportunities for collaboration towards a Green Recovery across London.</p>		
4	Identify low carbon skills gaps and opportunities for upskilling	G	Future Merton	<p>Throughout 2023, the council has continued to collaborate with the South London Partnership (SLP) and its academic partners to promote the development of the local skills, jobs and supply chains required to deliver Merton's transition to net zero.</p> <p>Ongoing initiatives/ support include:</p> <ul style="list-style-type: none"> The Green Skills Academy Programme which continues to facilitate the upskilling of residents into the green sector through employer-led training and apprenticeship pathways that lead to identified green jobs in the sector. The South London Careers Hub⁶⁴ which links local business representatives and business leaders to schools and colleges in the sub-region, to help develop a talent pool of young people equipped with the skills they need to get into good jobs. 	Work with partners to promote the development of local skills, jobs and supply chains required to support Merton's transition to net zero	G

⁶¹ <https://www.londoncouncils.gov.uk/our-key-themes/climate-change-0/our-climate-programme/one-world-living>

⁶² <https://southlondonpartnership.co.uk/slp-economic-recovery-action-plan/>

⁶³ <https://www.londoncouncils.gov.uk/our-key-themes/climate-change-0/our-climate-programme>

⁶⁴ <http://southlondonpartnership.co.uk/skills/south-london-careers-hub/>

Action No.	Priority Action in Y3	RAG	Team	Progress	Priority Action in Y4	RAG
				<ul style="list-style-type: none"> • The SLP Green Careers Tree⁶⁵ which breaks down Green Jobs into sector 'branches' and provides examples of specific jobs within those sectors. The document then goes into specifics about each job, the skills needed and pathways to get there; • The South London Knowledge Exchange Project to help facilitate research and innovation with businesses and educational institutions, which will help develop green skills in South London. This project supports a number of programmes with a focus on social value and procurement, supply chains, and developing the local economy. In 2023, the SLKEP helped support the development of a local business, Our Lady of Greens, in taking forward an indoor food garden prototype⁶⁶. Two programmes will be re-run in 2024 to support business ideas, including the creative and digital innovation cluster which is a creative industry cluster for long term business support that explores additional support required for long term success and viability. The second offer is around unlocking opportunities which supports ideas into business growth. Both are open to all SME's and tackle anything restricting growth. • The B.I.G. (Business, Innovation & Growth) Programme with two main sites in Merton with the aim to have affordable workspaces in the borough for collaboration between entrepreneurs, businesses and nominated Universities across South London. Morden Crown Creative on London Road will be one site. The second site will be a Mitcham Cluster comprising of Canons House & Grounds, Vestry Hall, Wimbledon Library and The Workary at Mitcham Library. These workspaces will provide a thriving environment for a plethora of activities including supporting the 		

⁶⁵ <https://southlondonpartnership.co.uk/skills/green-careers-tree/>

⁶⁶ Food sustainability and wellbeing (ourladyofgreens.com)

Action No.	Priority Action in Y3	RAG	Team	Progress	Priority Action in Y4	RAG
				<p>Green Economy on a local and sub-regional level. The sites are now open (London Rd due to officially open in Jan 2024). They will be delivering skills and employment support as part of their offer. Canons House has a resident business which is a re-purpose and recycle centre upskilling on sewing, fabric re-use, re-making bags and re-using materials that otherwise would have gone to landfill.</p> <ul style="list-style-type: none"> The SLP secured funding to promote the skills and jobs needed to deliver retrofit at scale in South London. Officers are currently exploring opportunities for this funding. <p>Through the SLP Skills and Employment Working Group, Merton supports a number of training and employment programmes which have a role to play in developing low carbon skills in Merton. This includes:</p> <ul style="list-style-type: none"> the 'Work & Health' programme which focusses on retraining local residents with various health conditions and disabilities upskilled and into work is coming to a close in early 2024 but will be replaced by another government-funded scheme; and the GLA's No Wrong Doors Project' which coordinates skills, careers and employment support as part of the London Recovery for every resident regardless of skill level/ability through the Integration Hub; <p>Officers helped organise and attended green skills events at Merton College in June 2023 and AFC Wimbledon in November 2023, as well as the BIG South London Innovation Summit and a pre-summit workshop to support the development of sustainable local supply chains on 10th November 2023.</p>		

Action No.	Priority Action in Y3	RAG	Team	Progress	Priority Action in Y4	RAG
				<p>Officers also launched Merton’s Green Schools Network in March 2023 to support Merton schools on their journey to net zero. This includes pledges and actions around embedding climate change in the local curriculum.</p> <p>Merton’s Towards Employment team⁶⁷ has been working with partners to develop a number of local training opportunities and employment pathways to help develop green skills locally.</p> <p>The Council has in place two providers to deliver Merton’s green skills adult education programme and all adult education providers have received green skills training. This has enabled the services to embed green skills elements into all of Merton’s adult education curriculum provision. The refreshed Adult Learning Strategy also emphasises the importance of this provision and the alignment to moving more residents into ‘good’ work. All course delivery has started and continues to evolve to meet the changing job market and resident skills needs.</p> <p>Increasing climate communications has also helped to raise general climate awareness and highlight green skills opportunities in and around Merton. Examples include the Council’s social media campaign for London Climate Action Week in June 2023 and for COP 28 in November 2023, which yielded positive engagement, as well as regular promotions of The Wheel’s repair cafes and workshops for residents to learn repair skills.</p>		

⁶⁷ Merton’s Towards Employment team develop and deliver projects that increase the economic wellbeing of young people. Engaging Merton’s young people from marginalised, economically vulnerable cohorts in debate and activity that increases their awareness of green agenda.

Action No.	Priority Action in Y3	RAG	Team	Progress	Priority Action in Y4	RAG
				<p>Meanwhile, continued community involvement in Merton’s Climate Action Group projects has resulted in 5 residents being employed in roles which contribute to emissions reductions, or behaviour change in London. The Council also supports other community-led initiatives which help upskill local residents through the Neighbourhood Fund and Ward allocations (e.g. funding the Small Quarter project looking to establish a community growing and green skills hub in Mitcham, and Merton Garden Streets⁶⁸).</p> <p>In 2023, officers have progressed the recruitment of a new member of staff to lead on the development of a low carbon economy in Merton; which in part will involve supporting the development of low carbon skills and jobs in Merton.</p>		
5	Support local projects which promote sustainable consumption and a circular economy	G	Future Merton Waste Regulatory Services	<p>In 2023, the Council has supported a number of projects which promote sustainable consumption and a circular economy:</p> <p>Through the Investing in Neighbourhoods Fund, the council has funded the development of a circular economy hub for Merton (The Wheel)⁶⁹. This project was initiated by Merton’s Climate Action Group and is being delivered by Sustainable Merton.</p> <p>In September 2023, Merton launched its new Community Climate Action Fund to support residents and community groups looking to develop and deliver projects to reduce carbon emissions or adapt to climate change. This can include projects which promote sustainable consumption and a circular economy.</p>	Support local projects which promote sustainable consumption and a circular economy	G

⁶⁸ <https://www.sustainablemerton.org/gardenstreets>

⁶⁹ <https://www.thewheelmerton.org/>

Action No.	Priority Action in Y3	RAG	Team	Progress	Priority Action in Y4	RAG
				<p>In partnership with University College London (UCL) and The Wheel, the council ran a pilot project to investigate how small to medium sized enterprises (SMEs) on our highstreets can aggregate and reduce waste and become more resource efficient. This was funded through the Net Zero Innovation Programme⁷⁰.</p> <p>The Council continues to support the Business, Innovation & Growth (BIG) South London Knowledge Exchange programme. This has a focus on growing local business with sustainability and green initiatives as key objectives and includes two workspace clusters in Merton.</p> <p>The Council has also continued to support local projects like the Merton's Community Fridge and Sustainable Merton's Community Champions, which help promote a circular economy and sustainable consumption.</p> <p>In 2023, Merton's waste team:</p> <ul style="list-style-type: none"> Continued to deliver Merton's contamination and excess waste programme and Flats Improvement Programme; Explored the possible expansion of the range of materials that can be accepted for recycling at the kerbside as part of the new contract; Promoted a partnership with its textile and Waste Electrical and Electronic Equipment collector; Championed food waste reduction initiatives and food waste incentivisation projects; Expanded the range of materials that can be accepted for recycling at the Household Reuse and Recycling Centre 		

⁷⁰ <https://news.merton.gov.uk/2022/11/15/merton-success-in-net-zero-innovation-programme-bid/>

Action No.	Priority Action in Y3	RAG	Team	Progress	Priority Action in Y4	RAG
				<ul style="list-style-type: none"> • Delivered a number of pilot events to bring household waste and recycling facilities into the community with “Garth Road on the Road”, to reduce fly-tipping and allow people to recycle larger objects that they may not have been able to take to the HRRC, and submitted a growth bid to be able to continue to deliver these popular events; and • Worked with the SLWP to investigate the possibility of introducing a Re-use shop in the Borough. <p>In 2024, the waste team intend to:</p> <ul style="list-style-type: none"> • Develop a project to understand the reasons for the high contamination of flats recycling and work with managing agents to improve the quality and level of recycling. • Introduce a trial of food waste collections from flats above shops. • Continue to champion food waste reduction initiatives and food waste incentivisation projects in partnership with the SLWP and LBM Communications Team. • Explore the possibility of expanding the range of materials that can be recycled at the kerbside through the new waste and recycling collections contract and expand the range of materials that can be accepted for recycling at the Household Reuse and Recycling Centre, in line with the Government’s 25 Year Environment Plan and the EU Circular Economy Package. • Work with the SLWP to develop a paper regarding the introduction of a re-use shop in Merton. • The comprehensive workstream is driven by Merton Councils Reduction and Recycling Plan that can be viewed at: https://data.london.gov.uk/dataset/merton-reduction-and-recycling-plan. 		

Action No.	Priority Action in Y3	RAG	Team	Progress	Priority Action in Y4	RAG
6	Support mechanisms that promote low carbon practices in local businesses	A	Future Merton	<p>In 2023, the council progressed the recruitment of a new member of staff to lead on the development of a low carbon economy, which will enable greater engagement with and support for local businesses. No suitable candidates were identified in the first round of recruitment in 2023. The job will be re-advertised in early 2024.</p> <p>In September 2023, the council helped fund and attended a sustainability workshop for local businesses as part of a Business Masterclass Series delivered by Love Wimbledon and Sustainable Merton⁷¹.</p> <p>The council has also promoted pan-London business support schemes like Better Futures which provides free net zero support for SMEs to get their business ready for Net Zero whilst also dealing with the energy crisis⁷².</p> <p>Merton celebrated businesses through Merton's annual Best Business Awards, including Merton's Climate Action award to celebrate businesses who demonstrated mechanisms to reduce their carbon emissions.</p> <p>The Council also uses its weekly business bulletin as a platform to share messaging and opportunities to promote change towards low carbon models. There is also at least one business feature in every Climate Action Newsletter (released monthly).</p> <p>In 2023, the council received a grant fund from a UK Shared Prosperity Fund grant programme to provide business support. Officers are</p>	Support mechanisms that promote low carbon practices in local businesses	A

⁷¹ <https://www.merton.gov.uk/communities-and-neighbourhoods/events/events-calendar/business-masterclass-3-succeeding>

⁷² https://betterfutures.london/betterfutures_plus/

Action No.	Priority Action in Y3	RAG	Team	Progress	Priority Action in Y4	RAG
				exploring opportunities around small business interventions based on demand which could help promote low carbon practices in local businesses.		
7	Continue roll-out of town centre dual stream waste bins to promote recycling and minimise waste	R	Waste Future Merton	<p>Roll-out of the replacement dual bins in Mitcham and Morden Town Centres was delayed due to the removal of Capital funding. Additional funding was identified from an underspend in a large programme of work. This does not cover the whole project but will support the roll-out in Mitcham Town Centre.</p> <p>The replacement of Mitcham Town Centre bins will commence as part of the Mitcham Town Centre Improvements Programme. It is expected that this will move forward in 2024. Morden Town Centre bins will also be replaced with funding to be identified.</p>	Continue roll-out of town centre dual stream waste bins to promote recycling and minimise waste	R
8	Continue to explore opportunities to promote low carbon behaviours, jobs and skills through the regeneration of Morden town centre	A	Future Merton	<p>Large-scale regeneration projects are complex and can take time to deliver. Officers are researching delivery and funding options in the post-COVID19 environment. The regeneration of Morden town centre remains a great opportunity to embed low carbon behaviours, jobs and skills. The Council will continue to explore opportunities to promote low carbon behaviours, jobs and skills as part of the regeneration.</p> <p>Small projects, similar to the temporary parklet in Abbotsbury Road, will be delivered in various locations within this large town centre site.</p>	Continue to explore opportunities to promote low carbon behaviours, jobs and skills through the regeneration of Morden town centre.	A
9	Work with partners at the SLWP and Viridor to identify and deliver opportunities to reduce	A	Future Merton Waste	The Council continues to work with Viridor (the Beddington ERF operators) and the South London Waste Partnership (SLWP) to baseline, monitor and reduce the carbon impact of our waste treatment activities.	Work with partners at the SLWP and Viridor to identify and deliver opportunities to reduce	A

Action No.	Priority Action in Y3	RAG	Team	Progress	Priority Action in Y4	RAG
	emissions from the processing of local authority collected waste in Merton.			In 2023, officers worked with the SLWP and Viridor to update GHG emissions associated with the processing of waste at Beddington ERF (to inform Merton's 2023 greenhouse gas inventory update). SLWP officers also agreed methodologies for measuring emissions from the processing of waste at other sites beyond the Beddington ERF for future inventory updates.	emissions from the processing of local authority collected waste in Merton.	
11	Consider financial and other mechanisms to incentivise low carbon performance in local businesses, and to support the development of the local green economy.	R	Future Merton	Officers have secured funding to recruit a new member of staff who will lead on this area of work. Recruitment is underway.	Consider financial and other mechanisms to incentivise low carbon performance in local businesses, and to support the development of the local green economy.	R
12	Recruit a new member of staff to lead on the development of a Green Economy in Merton.	A	Future Merton	In 2023, officers created a new role to lead on the development of a low carbon economy in Merton. This new role will enable greater engagement with businesses, Business Improvement Districts and partners to promote low carbon business in Merton, help develop local green skills and jobs, and support local circular economy initiatives. The Green Economy Lead role was advertised in Autumn 2023 but no suitable candidates were identified. This role will be re-advertised in early 2024.	Recruit a new member of staff to lead on the development of a Green Economy in Merton.	A

Workstream 2: Retrofit of the residential and non-residential building stock

Action No.	Priority Action in Y3	RAG	Team	Progress	Priority Action in Y4	RAG
1	Lobby central Government to address the gap in funding and skills	G	Future Merton	<p>Merton Council continues to lobby national Government regarding retrofit through the Greater London Authority, London Councils Retrofit London programme, the London Environmental Directors Network (LEDNet), and the South London Partnership.</p> <p>Officers are also working with sub-regional and regional partners to investigate how local authorities can help overcome the barriers to retrofit in private housing.</p>	Lobby central Government to address the gap in funding and skills for retrofit	G
2	Develop and deliver a retrofit engagement plan to encourage home and business owners, landlords and tenants to retrofit their properties	A	CS Comms Future Merton	<p>Over the course of 2023, the council has promoted a range of events, resources, and funding schemes which support retrofit in Merton as set out in subsequent actions below.</p> <p>Since 2022, the Council has collaborated with the South London Partnership and other South London boroughs to develop a retrofit roadmap to encourage 'able-to-pay' residents to retrofit their homes. Due to delays and reduced funding for this sub-regional project, in Autumn 2023 Merton started developing its own retrofit guide to support local homeowners until a sub-regional tool can be developed. Merton's new retrofit guidance is due to be launched in 2024.</p> <p>On 8th March 2023, officers updated Merton's Sustainable Communities Overview & Scrutiny Panel regarding Merton's progress on retrofit⁷³. In autumn 2023, officers have also supported a Retrofit Task Group of cross-party councillors which will help inform future resident engagement on retrofit.</p>	Develop and publish retrofit guidance for homeowners	G

⁷³ <https://democracy.merton.gov.uk/documents/s49495/Retrofit%20-%208%20March%202023%20Scrutiny%20report.pdf>

Action No.	Priority Action in Y3	RAG	Team	Progress	Priority Action in Y4	RAG
3	Explore options to overcome high up-front costs of low carbon measures on homes	A	Future Merton	<p>In 2023, the council has:</p> <ul style="list-style-type: none"> Worked with local energy advice partners Thinking Works to support residents in accessing national and regional retrofit grant funding for low income and low energy performance homes. Encouraged and supported housing associations in bidding for Social Housing Decarbonisation Funding to retrofit their eligible homes in Merton. Considered alternative funding models through ECO Flex – the council is proposing to support the pan-London GLA-led ECO Flex scheme at this stage. Supported residents with the Mayor’s Solar Together London programme, a group purchasing scheme for homeowners looking to install solar PV and battery storage. <p>In 2023, officers commissioned a Financial Conduct Authority (FCA)-accredited delivery partner for Merton’s new Home Energy Efficiency Loan which is due to launch in early 2024. This scheme aims to support homeowners in Merton, who do not meet the eligibility criteria for national and regional retrofit grant funding schemes, secure low interest loans to improve the energy efficiency of their homes.</p>	Explore options to overcome high up-front costs of low carbon measures on homes	A
4	Support community action looking to drive retrofit	G	Future Merton	<p>Throughout 2023, the Council has supported community organisations and the Buildings & Energy subgroup of Merton's Climate Action Group to promote energy efficiency and retrofit. Activities include:</p> <ul style="list-style-type: none"> Showcasing low carbon homes and retrofit in Merton by developing local case studies. Working with the Centre for Sustainable Energy in delivering the Energy Matters project in Merton schools to empower the younger generation with the knowledge to drive behaviour 	Support community action looking to drive retrofit.	G

Action No.	Priority Action in Y3	RAG	Team	Progress	Priority Action in Y4	RAG
				<p>change around energy use. This project was allocated NCIL funding in November 2021.</p> <p>The Council has also supported and promoted other local partners looking to drive domestic retrofit such as Sustainable Merton.</p>		
5	Support fuel poor households in accessing national funding	R	C&H Public Health Future Merton	<p>Throughout 2023, the council has worked with its local energy advice partner Thinking Works to promote and support residents in accessing national and regional retrofit funding schemes for low-income homes (including the Mayor's Warmer Homes programme, the Great British Insulation Scheme, etc.). Various barriers to accessing current funding schemes (e.g. eligibility criteria, delivery model, short-term funding scheme, etc.) have limited the delivery of retrofit through national and regional schemes.</p> <p>Officers are working with regional partners to better understand the barriers to retrofit and continue to investigate opportunities to support Merton residents in accessing national retrofit funding schemes (including ECO funding).</p> <p>In December 2023, Officers attended an event held by the Greater London Authority and London South Bank University to provide feedback on lessons learned throughout the Mayor's Warmer Homes programme. This will help inform the design and development of future retrofit funding programmes aimed at fuel poor households.</p>	Support fuel poor households in accessing national funding	A
6	Engage with social housing providers to drive domestic retrofit	A	Future Merton	<p>In February 2023, officers ran a retrofit workshop with housing associations and other relevant partners to review progress in decarbonising social housing in Merton. This was an opportunity for housing associations to:</p> <ul style="list-style-type: none"> showcase progress to date, 	Engage with social housing providers to drive domestic retrofit	A

Action No.	Priority Action in Y3	RAG	Team	Progress	Priority Action in Y4	RAG
				<ul style="list-style-type: none"> share lessons learned, highlight potential barriers to retrofit and solutions to these barriers, as well as discuss opportunities for collaboration. 		
7	Recruit additional capacity to lead on the enforcement of Minimum Energy Efficiency Standards in Merton's Private Rental Sector.	A	C&H Housing Strategy Future Merton	In 2023, Merton's Housing Enforcement team recruited a new Minimum Energy Efficiency Standards (MEES) Officer to lead on the enforcement of MEES in Merton. This officer is due to start in January 2024.	Develop and adopt a mechanism to enforce Minimum Energy Efficiency Standards in Merton's private rented sector.	A
9 ⁷⁴	Engage with emergency services to encourage carbon reduction activities across their estate	R	Future Merton	Due to other priorities for the emergency services this action has not yet been progressed. Roll on for 2024.	Engage with emergency services to encourage carbon reduction activities across their estate	R
10	Develop a strategy to retrofit housing and non-domestic buildings in Merton.	A	Future Merton	This action will be informed by the South London (subregional) and Merton (borough) Local Energy Action Plans (see Actions 5 and 6 of Workstream 3 below).	Develop a strategy to retrofit housing and non-domestic buildings in Merton.	R
11	Develop an Energy Masterplan to consider energy infrastructure needs to support the decarbonisation of buildings and transport in Merton.	A	Future Merton	Amalgamated with Action 5 of Workstream 3 below; same action.		

⁷⁴ Workstream 2 Action 8 was completed in the Climate Delivery Play for Year 2.

Action No.	Priority Action in Y3	RAG	Team	Progress	Priority Action in Y4	RAG
12	Establish a business retrofit support scheme.	A	Future Merton	<p>In 2023, officers considered options to establish a business retrofit support scheme, including direct engagement with businesses and business improvement districts. Funding for this scheme was reduced as part of a council-wide saving review.</p> <p>In 2024, officers will consider best use of remaining funding in the light of the council's wider business support programme.</p>	Consider options to support local businesses in retrofitting their premises.	A

Workstream 3: Future new build and regeneration

Action No.	Priority Action in Y3	RAG	Team	Progress	Priority Action in Y4	RAG
1	Examination in Public and, if successful, adoption of Merton's new Local Plan.	A	Future Merton	<p>Following Merton's declaration of a Climate Emergency, ambitious climate change policies were introduced in our Draft Local Plan to ensure that all new development in Merton is fit for the future and aligns with our net zero commitments (i.e. does not burn fossil fuels, has ultra-high energy efficiency and is 100% powered by renewable energy). Merton scored 82% on Planning and Land Use matters in Climate Emergency UK's 2023 Council Climate Action Scorecards⁷⁵.</p> <p>Merton's Draft Local Plan was submitted to the Secretary of State for an Examination in Public in 2021 and went through two rounds of public hearings in 2022.</p> <p>In 2022, following changes to Part L of Building Regulations (ie. the adoption of Part L 2021), Merton formed part of the steering group for a consortium of 18 London boroughs who commissioned a review of London energy planning evidence. The resulting Delivering Net Zero study was published in May 2023⁷⁶.</p> <p>On 13th December 2023, UK Parliament published a new Written Ministerial Statement⁷⁷ which sets out the extent to which Local Authorities can set local energy efficiency standards which go beyond national standards.</p>	Adoption of Merton's new Local Plan.	A

⁷⁵ <https://councilclimatescorecards.uk/>

⁷⁶ https://www.merton.gov.uk/system/files/delivering_net_zero_-_main_report.pdf

⁷⁷ <https://questions-statements.parliament.uk/written-statements/detail/2023-12-13/hlws120>

Action No.	Priority Action in Y3	RAG	Team	Progress	Priority Action in Y4	RAG
				At the time of writing, the council is working with the Planning Inspectors to finalise Merton's Local Plan for adoption estimated later in 2024.		
3 ⁷⁸	Continue to seek to secure low carbon development through the regeneration of Morden town centre.	A	Future Merton	The Council continues to seek to secure the delivery of low carbon development within Morden town centre. The draft Local Plan has progressed and the policy wording, which was submitted to the Secretary of State for an Examination in Public in 2021, identifies the Morden Regeneration Zone within Morden town centre, as a district heat network opportunity area. Developers will therefore be required to explore the technical and financial viability of a potential decentralised energy network as part of the regeneration proposals for the site.	Continue to seek to secure low carbon development through the regeneration of Morden town centre.	A
4	Lobby for faster change in the building and energy sector	G	Future Merton	<p>The Council continues to engage with a range of partners to lobby for faster change in the buildings and energy sector, including the</p> <ul style="list-style-type: none"> • Greater London Authority, • London Environmental Directors Network (LEDNet), • London Councils' Low Carbon Development programme, • London Energy Transformation Initiative (LETI), • South London Partnership, and • A consortium of 18 London boroughs working together to update local planning policy in light of changes to Part L of Building Regulations in 2022. <p>This includes lobbying for faster change in national and regional planning policy, local planning policy and developing the green skills sector. In 2024, this will include feeding back on national policy proposals in the Future Homes Standard consultation.</p>	Lobby for faster change in the building and energy sector	G

⁷⁸ Workstream 3 Action 2 was deleted in the Climate Delivery Plan for Year 2.

Action No.	Priority Action in Y3	RAG	Team	Progress	Priority Action in Y4	RAG
5	Develop an Energy Masterplan for the borough.	A	Future Merton	<p>Decarbonising Merton's 86,000 homes, businesses and council facilities will involve switching away from gas and towards electric (e.g. air source heat pumps, electric vehicle charging points).</p> <p>In 2023, Merton started collaborating with the Greater London Authority Infrastructure Coordination Service, London Councils, UK Power Networks (UKPN) and neighbouring boroughs to develop a South London Local Area Energy Plan (LAEP) to identify the changes needed to the local energy system and built environment to achieve our local and national Net Zero targets. This will involve modelling current and future energy demand to help identify any sub-regional opportunities and constraints on the local grid infrastructure relevant to the decarbonisation of buildings and transport.</p> <p>This sub-regional work is fully funded by the GLA and will address the first four stages of the LAEP process⁷⁹ for South London (this includes Merton, Kingston, Sutton, Croydon, Southwark, Lewisham and Lambeth). Merton, Kingston and Southwark are borough co-leads for the South London LAEP. In December 2023, the GLA commissioned a consultant to progress the sub-regional LAEP in early 2024.</p> <p>As a borough co-lead, Merton hosted a sub-regional workshop with the GLA, UKPN and neighbouring boroughs in October 2023 to inform this work.</p> <p>The sub-regional LAEP will help inform a Merton-specific LAEP which will address the three remaining stages of the LAEP process⁸⁵. Both</p>	Support the development of a South London Local Area Energy Plan (Phase 1).	A

⁷⁹ According to guidance prepared by Energy Systems Catapult, the seven stages of the Local Area Energy Plan process are: (1) Preparation; (2) Stakeholder Identification and Engagement; (3) Understanding and Representing the Current Local Energy System; (4) Modelling Options for the Future; (5) Scenario Refinement and Selection; (6) Actions, Priorities, and Decisions; and (7) Create the Plan. Available at: <https://es.catapult.org.uk/guide/guidance-on-creating-a-local-area-energy-plan/>

Action No.	Priority Action in Y3	RAG	Team	Progress	Priority Action in Y4	RAG
				the subregional and Merton specific LAEPs will form part of the evidence base for Merton's borough-wide retrofit strategy. Funding has already been secured for these next phases of work.		
6	New action ->		Future Merton		Commission a Local Area Energy Plan for Merton (Phase 2).	A

Workstream 4: Transport infrastructure and modal shift

Action No.	Priority Action in Y3	RAG	Team	Progress	Priority Action in Y4	RAG
1	Lobby for and work with partners to seek improvements to public transport services and infrastructure, including the decarbonisation of public transport and the provision of step free access at stations.	A	Transport	<p>Work has been continued by TfL on partial or full electrification of several additional bus routes that operate in Merton. Construction of a step free access scheme at Motspur Park Station has begun and is due to be completed by Summer 2024. The Council has been liaising with Govia Thameslink to progress step free access at Haydon’s Road Station which is expected to be implemented in 2024.</p> <p>We continue to work with TfL to explore options for minor improvements to the local bus network including bus priority measures and bus stop accessibility improvements. However, previously proposed major public transport infrastructure schemes, including Sutton Tram Link and Cross Rail 2 are now very unlikely to be progressed which could have a negative impact on the ability to achieve the long-term shifts from car to public transport necessary to achieve the 2050 target.</p>	Lobby for and work with partners to seek improvements to public transport services and infrastructure, including the decarbonisation of public transport and the provision of step free access at stations.	A
2	Implement schemes as set out in LIP delivery plans for 22/23 and 23/24.	A	Future Merton	<p>The allocation of funding to boroughs from TfL for local transport delivery in FY23/24 is £929k, which is a reduction of approximately £500k compared to Merton’s pre-Covid allocation. This has impacted on the borough’s ability to deliver sustainable transport schemes in 2023.</p> <p>Schemes that were implemented in 2023 include: permanent segregated cycle schemes on Merton High Street, Haydons Road Bridge and Plough Lane, and improvements to the Wandle trail. Work has been conducted on design, feasibility and consultation on several schemes due to be implemented in early 2024, including a shared cycle and pedestrian route on Commonsides West and a pedestrian crossing phase on Madeira Road.</p>	Implement sustainable transport schemes as set out in LIP delivery plans for 24/25.	A

Action No.	Priority Action in Y3	RAG	Team	Progress	Priority Action in Y4	RAG
				<p>Several minor accessibility, road safety, school travel and cycle parking schemes have also been implemented in response to local priorities across the rest of the borough.</p> <p>A significant proportion of LIP funding for 23/24 and 24/25 has been focussed on implementation of a proposed major scheme along the length of Streatham Road. The scheme will involve crossing facilities, junction entry treatments and segregated cycle lanes to deliver significant improvements to road safety, bus priority and access for pedestrians and cyclists. Extensive work on feasibility, design and consultation has been conducted throughout 2023, with construction due to commence in early 2024 and continue in phases throughout FY24/25.</p>		
3	Develop a detailed LIP transport delivery plan for FY24/25 and explore potential alternative funding sources for the delivery of transport schemes.	A	Transport	<p>A detailed transport delivery plan for FY24/25 was developed and submitted to Transport for London in November 2023 and is awaiting approval. TfL has strict requirements that schemes must align with and contribute towards their strategic priorities for safety, cycling, walking and buses. In addition, the core funding allocated to Merton has been substantially reduced compared to pre covid which along with increased construction costs, will have an impact on scheme delivery in 2024.</p> <p>The FY24/25 is the final delivery year of Merton's Third Local Implementation Plan (LIP 3), which sets out how the borough proposes to deliver the objectives of the Mayor's Transport Strategy using funding allocated to the borough's annually by TfL. It is anticipated that during 2024, London Boroughs will be required to develop a fourth Local Implementation Plan for approval by TfL, setting out a new transport strategy and delivery plan for implementation beginning in FY25/26.</p>	Development of a new long-term transport strategy (LIP4) for implementation from 2025.	A

Action No.	Priority Action in Y3	RAG	Team	Progress	Priority Action in Y4	RAG
4	Develop long-term strategies for walking, cycling and EV charging infrastructure.	A	Transport	<p>Progress on the development of EV, cycling and walking strategies continued to be delayed in early 2023 due to a lack of staff resources, challenges in recruiting additional staff and the need to prioritise resources on the delivery of projects. Therefore, the Council has now appointed external consultants to support the development of these strategies. The Consultants have begun research, preparatory work and drafting of the strategies with public consultation due to be conducted in early 2024 ahead of final versions of the strategies being adopted.</p> <p>The Walking, Cycling & Kerbside Strategy will create a vision for active travel in Merton and a long-term action plan for infrastructure to increase levels of active travel in the borough.</p> <p>The Electric Vehicle (EV) Charging Strategy will review demand for EV charging across the borough and to create an action plan for the delivery of a range of charging solutions from 2024-2030.</p> <p>The strategies and action plans for EV infrastructure, cycling and walking, are due to be published in spring 2024. These strategies will then inform the development of and be incorporated into a new overarching sustainable transport strategy that is proposed to be developed in 2024 as set out under Action 3 above.</p>	Consult on and adopt long-term strategies for walking, cycling and EV charging infrastructure, to form part of a new transport strategy for Merton.	G
5	Deliver active travel supporting infrastructure measures, including cycle parking and	A	Transport	To better manage the parking of bikes for dockless electric bike hire schemes in Merton, the Council has proactively sought regular engagement with the main scheme operators including through entering into an agreement with Forest to operate in the borough and to encourage users to park in geo-fenced virtual bays. Officers	Support e-bike hire schemes and better manage scheme parking by delivering a network	G

Action No.	Priority Action in Y3	RAG	Team	Progress	Priority Action in Y4	RAG
	electric cycle hire schemes.			<p>have also been involved in detailed work with TfL and London Council on longer term proposals to participate in a London-wide micromobility hire scheme covering both e-bike and e-scooters.</p> <p>The proposed TfL scheme will only allow parking in formal designated parking bays, so the Council will be required to work to implement a network of bays across the borough throughout 2024 before the anticipated launch of the scheme in 2025. The Council has already introduced a few formal marked bays, including near Wimbledon and Mitcham Eastfields stations, and has begun to identify further designated parking bays for implementation in other parts of the borough in 2024.</p>	of formal parking bays across the borough.	
6	Deliver electric vehicle charging infrastructure, including lamp column chargers in residential areas and to enable car club schemes to transition to electric.	A	Transport	<p>The Council successfully implemented a project to install 530 lamp column EV chargepoints using £750k of funding awarded under the On-street Residential Chargepoint Scheme (ORCS) from the Office for Zero Emission Vehicles (OZEV). This has enabled the Council to meet Merton's projected requirements for the amount of slow public chargepoints needed by 2025.</p> <p>However, during the surveying process, issues were identified that prevented the use of a large proportion of existing lamp columns. As a result, there are still significant gaps in network provision for slow residential charging affecting substantial parts of the borough, particularly around Mitcham and Morden.</p> <p>It is proposed that this will be addressed through the delivery of a further project for which Merton has been allocated Government funding via the LEVI scheme, as part of a partnership with London Boroughs of Wandsworth and Richmond. It is proposed that a joint procurement covering the 3 boroughs will take place throughout</p>	Work with partners in LBs Wandsworth and Richmond to plan and procure a contract to deliver a mix of electric vehicle charging infrastructure to meet required demand up to 2028.	G

Action No.	Priority Action in Y3	RAG	Team	Progress	Priority Action in Y4	RAG
				<p>2024 with installation of chargepoints anticipated to start in late 2024 or early 2025. The project will aim to deliver a mix of types of charging infrastructure to meet projected demand up until 2028 and will include provision of fast and rapid charge points throughout the borough as well as the upgrade of lamp columns to enable slow chargepoints to be installed in areas where there are gaps in provision.</p> <p>The Council has also been working with TfL to support delivery of additional rapid charge points anticipated for installation in 2024, at proposed locations on the TfL road network including in Morden, Colliers Wood, Tudor Drive and St Helier Avenue.</p> <p>Engagement is continuing with car clubs about a transition to electric, although this presents some challenges within the operational model of car clubs. A significant proportion of the floating car club fleet operating in Merton is now electric.</p>		
g ⁸⁰	Implement Air Quality Action Plan.	G	C&H Air Quality	<p>The Air Quality Action Plan (AQAP) brings together the policies and actions that the Council can take to tackle Air Pollution in the borough, the plan covers over 70 measures and these are reported annually as part of the Council's Annual Status Report on air quality. The Annual Status Report for 2022 was published on 31st May 2023⁸¹. This is a legal requirement as part of the air quality management framework. A Task Group is due to be set up to deliver a new Air Quality Action Plan for 2024.</p>	Implement Air Quality Action Plan.	A

⁸⁰ Workstream 4 Action 7 was deleted in the Climate Delivery Plan for Year 2.

⁸¹ <https://www.merton.gov.uk/communities-and-neighbourhoods/pollution/air-quality-and-air-pollution/local-air-quality-management>

Action No.	Priority Action in Y3	RAG	Team	Progress	Priority Action in Y4	RAG
				<p>AQ Monitoring – Active AQ monitoring network consisting of 2 automatic monitoring stations, 59 diffusion tubes and Merton Innovate Programme (20 Breathe London Nodes). Data for 2022 is reported in the borough’s 2022 Annual Status Report (ASR). Data from the Innovate Monitoring project has been peer reviewed and will provide direction for the AQAP 2024.</p> <p>Citizen Science Projects – Citizen science projects supported and AQ officers provide training and resources including funding additional diffusion tubes and handheld monitors. During 2023 collaborative working has continued between LBM and Sustainable Merton. In 2024, we are looking to expand the Citizen Science project to incorporate the monitoring of PM 2.5.</p> <p>Schools – Air quality is monitored at several schools that are near areas of poor air quality or main roads, these schools are also offered an AQ Audit. This audit includes all aspects of air quality and climate change, including travel, heating, green planting and anti-idling. Audit recommendations include emission and exposure reduction measures and mitigation where necessary. Breathe London & Vivacity monitors have also been installed in School Streets within the borough to monitor travel and air quality.</p> <p>The submitted Local Plan has embedded measures to improve air quality in the borough. A number of policies within the Plan contribute to tackling poor air quality for example sustainable transport, air quality, places and spaces in a growing borough (design), health (including mental health) and wellbeing, and climate change policies.</p>		

Action No.	Priority Action in Y3	RAG	Team	Progress	Priority Action in Y4	RAG
				<p>The pan-London Non-Road Mobile Machinery (Cleaner Construction for London) Project has successfully been extended to 2024/25 with match-funding recovered from all boroughs. This project has cut the toxic emissions from construction sites by 48% in London and has received a number of awards. In 2024, officers are looking to extend this project to other industries such as waste sites and large events to ensure that engines used are as clean as possible, subject to funding from the GLA.</p> <p>Officers have implemented the London code of practice for construction and demolition in London supported by the GLA. The council has also supported and supplemented the Mayor of London ULEZ expansion to reduce the impact of the cost of living. In 2024, officers are looking to work with the GLA to monitor and assess the impact of the ULEZ on traffic emissions in the borough.</p> <p>We continue to support, fund and promote airText and other health-based initiatives in the borough and work with health partners to assess the impact of pollution on the most vulnerable in the community.</p> <p>Officers continue to lobby Transport for London (TfL) for action on cleaner buses and taxis in our Air Quality Focus Areas.</p> <p>An Anti-Idling Action Plan (AIAP) was created in 2021, the plan covers internal and external partner engagement, communications, signage and events. The plan delivers at least one idling event each month. Events are primarily delivered by Air Quality Officers and focus on idling hotspots such as level crossings and schools but also in response to complaints. Seven anti-idling events have been</p>		

Action No.	Priority Action in Y3	RAG	Team	Progress	Priority Action in Y4	RAG
				delivered 2023. The AIAP is a live document and continued to be implemented in 2024.		
9	Support active travel projects	A	Transport C&H Air Quality	<p>The Council continues to deliver a programme of cycle training for children and adults, school travel plans (previously STARS, now Travel for Life travel plans), engagement with schools on their schools streets, organising free Dr Bike sessions for residents including at Clean Air Day events in June 2023, and various school active travel events.</p> <p>In 2023, officers ran the Junior Citizen programme which involves a week-long event providing year 6 students with the life-skills to help them with their transition from primary to secondary school, particularly around traveling to school. This includes a range of activities including talks with various public service providers. The council ran one event in 2023 and two events are planned in 2024.</p> <p>In February 2023, the council secured a Phase 3 of the GLA School Superzone grant of £30K to address safety of children walking to and from 2 schools opposite a park. Actions in 2024 include proposed work in nearby park and existing refuge to improve the look and feel of the local area.</p>	Support active travel projects	G

Workstream 5: Green infrastructure

Action No.	Priority Action in Y3	RAG	Team	Progress	Priority Action in Y4	RAG
1	Adopt Phase 1 of Merton's Tree Strategy.	G	Green Spaces	Phase 1 of Merton's Tree Strategy was published in June 2023. This sets out how between 2023 and 2029 the council will manage and enhance trees in the borough and includes a goal to increase the borough's tree canopy by 10% by 2050.	Action complete – see Action 3 below regarding Phase 2 of the Tree Strategy.	
2	Deliver Merton's tree planting programmes for 2023.	G	Green Spaces	<p>In Spring 2023 under the Trees for Cities Community Woodland Project the service planted 6000 whips and 12 standard trees as part of Cramer Green Community Woodland Scheme planting a commemorative woodland for Merton's Arboriculture Manager David Lofthouse who sadly passed away in 2022⁸². This event saw over 700 volunteers attending planting events.</p> <p>In Winter 2023 under the Queens Green Canopy Commemorative Tree Planting program the borough planted 20 disease resistant Elm Trees; one for each Merton Ward.</p> <p>In Spring 2022, Merton Council joined the Trees for Streets Street Tree Sponsorship Scheme⁸³. Since then, the borough has received over 85 requests to adopt a street tree which equates to £17K investment in new street tree planting with a priority to planting trees in low canopy wards.</p> <p>In Spring 2024 under the Trees for Cities New Trees at Morden Park⁸⁴ the council and community volunteers will be planting a further 2500 whips at Morden Park Lower Field with Trees for Cities and 2500 whips with Merton Friends of the Earth at Hillcross Avenue perimeter.</p>	Deliver Merton's tree planting programmes for 2024.	G

⁸² <https://www.treesforcities.org/cranmer-green>

⁸³ <https://sponsor.treesforstreets.org/provider/merton-council>

⁸⁴ <https://www.treesforcities.org/morden-park>

Action No.	Priority Action in Y3	RAG	Team	Progress	Priority Action in Y4	RAG
3	Develop Phase 2 of Merton's Tree Strategy for the management of trees on private land.	A	Future Merton Green Spaces	In early 2024, officers are building capacity to deliver statutory Biodiversity Net Gain alongside a scoping Phase 2 Tree Strategy.	Alongside delivering Biodiversity Net Gain, scope Phase 2 of Merton's Tree Strategy.	A
4	Carry out replacement tree planting which will be informed by the proactive tree inspection regime currently being undertaken.	G	Green Spaces	Between September 2022 and September 2023, the Greenspaces Team carried out 38,000 tree inspections borough wide which have been uploaded onto Ezytreed, the council's tree management software. This extensive annual inspection programme highlighted a number of high-risk trees that required felling. The Planned Tree Works page has been established on the Merton website to update residents on any reactive tree felling as well as planned works like Pollarding and Basal and Epicormic growth ⁸⁵ .	Carry out replacement tree planting which will be informed by the proactive tree inspection regime currently being undertaken.	A
5	Take opportunities to introduce sustainable drainage systems and "grey to green" projects	G	Future Merton	The council continues to design and install Green and Blue Infrastructure SuDS features across the borough to build resilience to the impacts of climate change and to reduce flood risk, while improving biodiversity, water quality and the public realm. In 2023, a large raingarden was constructed in Raynes Park Town centre on Coombe Lane and Pepys Rd to reduce flows going into the sewer system and has been well received by ward councillors, Thames Water and local residents. The Final Design is being developed for a SuDs pocket Park improvement scheme at Home Park Rd and Kenilworth Green and will include a detention basin and raingardens. This is being match	Take opportunities to introduce sustainable drainage systems and "grey to green" projects	G

⁸⁵ <https://www.merton.gov.uk/planning-and-buildings/regeneration-urban-design/trees/works/overview>

Action No.	Priority Action in Y3	RAG	Team	Progress	Priority Action in Y4	RAG
				<p>funded by Thames Water following our successful Surface Water Management Plan bid. Construction is planned for spring 2024.</p> <p>A SuDS Raingarden is being installed at Madeira Road to reduce the hard grey surfacing and take road runoff at the junction with Commonsidge.</p> <p>In 2024, A large flood alleviation and river restoration scheme is planned for Derwent Rd Flood Wash, in Lower Morden. A Green Infrastructure SuDS scheme will also be delivered in Mitcham town centre.</p>		
6	Examination in Public of Merton's new Local Plan and, if successful, adoption of Merton's new Green Infrastructure Policies.	A	Future Merton	<p>The new Merton Local Plan was submitted to the Secretary of State for an Examination in Public in 2021 and has been through two rounds of public hearings in 2022. Due to delays in the Examination process these policies are yet to be adopted. Post-hearing feedback from the planning inspectors indicate that the policies within the Green and Blue Infrastructure chapter will not require significant modifications. Following a final round of consultation on the modifications, the draft Local Plan will be adopted in 2024.</p> <p>The policies include the following within the Green and Blue Infrastructure chapter; O15.1 Open space, green infrastructure and nature conservation, O15.2 Open space and green infrastructure, O15.3 Biodiversity and access to nature, O15.4 Protection of trees, O15.5 Urban Greening and O15.6 Wandle Valley Regional Park. These policies are supported by the Merton Green Infrastructure Study 2020 and include details on improving access to nature and open space, increasing urban greening and net biodiversity gain across the borough, through planning applications.</p>	Adoption of Merton's new Local Plan including new Green Infrastructure Policies.	G

Action No.	Priority Action in Y3	RAG	Team	Progress	Priority Action in Y4	RAG
7	Work with stakeholders and groups, locally, to improve engagement with Friend of Parks groups to raise awareness and to contribute to regional and national groups with a focus on funding and access.	G	Future Merton Green Spaces	<p>During 2023 Merton's Green Spaces teams have been involved in Community Consultation for an extensive Playground Improvements Project at 3 sites Rowan Rec Miles Road and Lewis Road As well as further Co-Design Neighbourhood CIL Playground Improvements at Garfield Rec and Morden Park⁸⁶.</p> <p>Green Flag Award Status was achieved for Cannizaro Park in July 2023. Officers are looking to submit new Green Flag applications for Canons House and Grounds, Haydons Road Rec, Holland Gardens in 2024; these applications were delayed due to capital project delivery.</p>	Work with stakeholders and groups, locally, to improve engagement with Friend of Parks groups to raise awareness and to contribute to regional and national groups with a focus on funding and access.	A

Workstream 6: LBM Estate and fleet management

Action No.	Priority Action in Y3	RAG	Team	Progress	Priority Action in Y4	RAG
1	Monitor and verify any Public Sector Decarbonisation Scheme installed decarbonisation works and identify lessons learnt from delivery.	G	CS Facilities CSF Commissioning	<p>The batteries previously installed through the Public Sector Decarbonisation Scheme Phase 1 (PSDS 1) have had trouble in remaining functioning during the last year due to IT network connection issues. This is something that is worth noting for future works with battery systems. The intention is to increase the efficiency of the battery systems through keeping their downtime to a minimum. Work is underway with the installers to ensure connections are more stable going forward.</p> <p>A new PSDS bid has been made for the decarbonisation of the heating system at the civic centre. This is still being processed</p>	Monitor and verify any Public Sector Decarbonisation Scheme installed decarbonisation works and identify lessons learnt from delivery.	G

⁸⁶ <https://www.merton.gov.uk/leisure-recreation-and-culture/parks-and-open-spaces/upgrades>

Action No.	Priority Action in Y3	RAG	Team	Progress	Priority Action in Y4	RAG
				through project development and may turn out to be financially unviable.		
2	Recruit additional staff to enable development of projects and grant funding proposals for the estate decarbonisation.	A	CS Facilities CSF Commissioning	Recruitment problems and long-term sickness have hampered progress this year. Heating decarbonisation surveys are being commissioned for schools and operational buildings to inform decarbonisation costs.	Build capacity to develop projects and grant funding proposals for the estate decarbonisation.	R
3	Seek approval to procure a long-term delivery partner for estate decarbonisation works.	A	CS Facilities CSF Commissioning E&E Estates	Due to the lack of recruitment into the energy team this continues to be on hold. Although further internal discussions have been held no management or procurement approval has been sought as yet. This action will be continued into next year as it is still considered a worthwhile part of the decarbonisation process.	Seek approval to procure a long-term delivery partner for estate decarbonisation works.	A
4	Implement a mechanism to ensure that new Council buildings are capable of operating at net zero carbon by 2030 without significant retrofit.	A	Merton's Property & Asset Management Board	In June 2023, the council committed to creating >90 low or zero carbon new affordable homes across four sites including exploring Passivhaus principles ⁸⁷ .	Progress delivery of >90 low/zero carbon homes.	G
5	Review the benefits of continuing to source 100% green electricity tariff and explore the	A	CS Facilities	100% renewable electricity has been included in the current electricity supply contract, which was procured to run from 23/24 for up to 6 years. Prices for this addition from 2023/24 onwards have fallen significantly from the last quote price in 2022/23 and it	Further explore the possibility of Power Purchase Agreements,	

⁸⁷ Committee Report on Council delivery of Affordable Housing (June 2023) Available at <https://democracy.merton.gov.uk/ieListDocuments.aspx?MIId=4376>

Action No.	Priority Action in Y3	RAG	Team	Progress	Priority Action in Y4	RAG
	possibility of implementing a Renewable Energy Power Purchase Agreement.			has therefore been included as a small portion of the overall supply contract costs.	including renewable energy PPAs.	
6	Review outcomes from any battery storage installations under the Public Sector Decarbonisation Scheme and review payback calculations in light of increasing cost of energy.	A	CS Facilities	The batteries have had trouble in remaining functioning during the last year due to IT connectivity issues. The intention is to increase the efficiency of the battery systems by keeping their downtime to a minimum. The issues around connective are an important lesson to learn for future battery works.	Increase the efficiency of the battery systems by keeping their downtime to a minimum. Work to do this is already underway.	A
7	Commission consultant support to investigate fleet decarbonisation options, and to form a strategy to decarbonise the Council's vehicle fleet and its supporting infrastructure.	A	Public Space Contract & Commissioning	In summer 2023, the Public Space team commissioned the Energy Saving Trust to develop a Fleet Decarbonisation Strategy for council transport. This includes the council's operational fleet, grey fleet and key procured services such as the waste collection fleet. This review will consider different technologies to inform Merton's approach to decarbonising its fleet and any supporting infrastructure needs. The strategy is due to be completed in 2024. Priorities for 2024 also include preparation for any required capital works for the infrastructure required at Garth Road. This will tie in with the works to improve facilities to support the insourcing of the street cleansing service in 2025.	Develop and adopt Merton's Fleet Decarbonisation Strategy including preparation for any capital works for the infrastructure required at Garth Road.	A
10	Set up a working group to develop staff policies and to progress improvements to	A	Transport CS Facilities Public Space	The progress and outcomes of this action will be determined by the outcomes of the Fleet Decarbonisation Strategy and Amenity Way improvements project. In particular, the option chosen by Cabinet to decarbonise the Council's Fleet.	Set up a working group to develop staff policies and to progress improvements to Council-	A

Action No.	Priority Action in Y3	RAG	Team	Progress	Priority Action in Y4	RAG
	Council-owned sites to encourage active and electrified travel by staff.		Contract & Commissioning Human Resources	Grey fleet and staff travel is being considered as part of the Fleet Decarbonisation Strategy. Electrification of travel will depend upon site capacity and required available funding.	owned sites to encourage active and electrified travel by staff.	
11	Create a cohort of climate champions formed of staff who certify as carbon literate.	G	Future Merton	The council's organisational restructure is scheduled to conclude in 2024. Concurrently, 58 members of staff and councillors have completed the carbon literacy training. There are now carbon literacy certified officers in every department. In 2024 internal communications and engagement activity will increase to consolidate and encourage action among this newly formed cohort of climate champions.	Create a cohort of climate champions formed of staff who certify as carbon literate.	G
12	Continue streetlight LED replacement through standard maintenance.	G	Highways	In financial year 2023/24, the Council are converting a further 1400 lanterns to LEDs on our street lighting assets across the borough. Once these conversions have taken place this would result in 94% of our overall streetlights now being LEDs (estimated 12,250 streetlights LED). This will further reduce Merton Council's street lighting energy consumption.	Continue streetlight LED replacement through standard maintenance.	G
14	Commission a legal review of the leases for the council's non-operational rented properties to inform decarbonisation plans.	A	CS Facilities E&E Estates	The South London Legal Partnership have been commissioned to review the leases for the council's non-operational rented properties. This will help clarify the council's powers and opportunities to decarbonise its leased properties.	Continue the legal review of the leases for the council's non-operational rented properties to inform decarbonisation plans.	A
15	Commission up-to-date Energy Performance	A	CS Facilities E&E Estates	Officers have procured a supplier to produce/ update Energy Performance Certificates for Merton's non-operational rented	Consider a business case for sites which do not	G

Action No.	Priority Action in Y3	RAG	Team	Progress	Priority Action in Y4	RAG
	Certificates for Merton's non-operational rented properties to inform decarbonisations plans.			<p>properties to inform the council's decarbonisation plans. This work is underway and will be completed in FY24/25.</p> <p>This review will help identify if any non-operational council properties do not meet energy efficiency standards and support the business case for carrying out improvements. The outcomes of these surveys will need to be considered alongside the outcomes of the legal review under Action 14 above.</p>	achieve the relevant energy efficiency standards.	
16	Commission a review of the heating and catering equipment in Merton's community schools to inform decarbonisation plans.	A	CS Facilities CSF Commissioning	<p>In order to inform the council's estate decarbonisation plans officers have commissioned a contractor to review the heating systems in community schools. Surveys are due to commence in early 2024.</p> <p>In 2024, officers will also consider and agree how best to review the catering systems in community schools.</p> <p>Officers continue to undertake ongoing energy efficiency upgrades across community schools.</p>	Carry out the review of heating equipment in Merton's community schools to inform decarbonisation plans, and agree how best to review the catering equipment in community schools.	A
17	New Y4 action ->		CS Facilities CSF Commissioning		Deliver ongoing energy efficiency improvements to council operational buildings and community schools.	A

Workstream 7: LBM Procurements and investments

Action No.	Priority Action in Y3	RAG	Team	Progress	Priority Action in Y4	RAG
1	Engage with service providers to reduce greenhouse gas emissions from existing contracts.	A	Commercial Services All Departments	<p>Officers have engaged with several contract managers to measure emissions from and embed carbon reduction in Merton’s procurements (including Merton’s school meals contracts, highways maintenance contract, green spaces contract, waste collection and waste processing contracts, IT disposal contracts). However, this has been on an ad-hoc basis.</p> <p>This action is primarily dependant on the Supply Chain Decarbonisation Lead being in post. No suitable candidates were identified for the role in 2023; further recruitment will be carried out in 2024.</p> <p>The Council will continue to trial low carbon technologies in Merton’s contracts where appropriate, and seek to embed Merton’s climate commitments in, and better understand the scale of emissions from existing contracts.</p>	Engage with service providers to measure and reduce greenhouse gas emissions from existing contracts.	A
2	Review Merton’s procurement process and tender documents to further embed carbon reduction in Merton’s requirements for new contracts.	A	Commercial Services	<p>Since 2022, Merton has been implementing its new Contract Standing Orders⁸⁸ (CSOs) which require Responsible Officers to give due consideration to the Council’s commitment to the Climate Emergency and how the Council can reduce its carbon footprint through the tenders that it lets (CSO 6.3.3). The updated CSOs also require officers to seek approval from Procurement Board when considering procuring any contract that has any carbon implications/impacts, irrespective of the value of the contract (CSO 10.9).</p>	Review Merton’s procurement process and tender documents to further embed carbon reduction in Merton’s requirements for new contracts.	A

⁸⁸ Further information is available at: <https://democracy.merton.gov.uk/documents/s40335/Revisions%207%20July%202021.pdf>

Action No.	Priority Action in Y3	RAG	Team	Progress	Priority Action in Y4	RAG
				<p>Commercial Services' Gateway report templates all have an 'Environmental Consideration' section which is to be completed by the report author and which is reviewed by either the relevant Operational Procurement Group and/or Procurement Board thereby ensuring that consideration is given to the climate emergency for all contracts over £100k (or below £100k where a specific contract has any carbon implication/ impact).</p> <p>The Climate Emergency is touched on during the revised CSO training provided by Commercial Services and is mentioned in the updated Procurement Toolkit.</p> <p>Work is ongoing to review Merton's procurement process and templates to further embed carbon reduction in Merton's requirements for new contracts. Commercial Services now has a new Policy Lead that will be taking this further with the Supply Chain Decarbonisation Lead, once they are in post.</p>		
3	Continue delivering responsible investment policy to decarbonise the Council's pension investments.	G	CS Investment	<p>The decarbonisation of Merton's pension investments is ongoing. In 2023, the council started including scope 3 and 4 emissions in monitoring and reporting the carbon footprint from our pension investments. This shows an increase in carbon exposure from the previous year due to the increased scope of emissions included, but gives the fund more information and a better understanding to work to reduce exposure going forward.</p> <p>In 2023, the council transitioned £95m of its pension fund to climate friendly investments. A further £49m was transitioned to a Multi factor Environmental, Social & Governance (ESG) Equity Tracker Fund.</p>	Continue delivering responsible investment policy to decarbonise the Council's pension investments.	G

Action No.	Priority Action in Y3	RAG	Team	Progress	Priority Action in Y4	RAG
				All the above will help us to reduce our carbon exposure going forward. The council will continue to move its pension fund to low carbon investments, whilst balancing the fund's requirements to ensure investments deliver the expected returns to meet members' benefits and to keep the employers' contribution stable.		
4	Consider ways to positively invest in carbon offset products and mechanisms should the Council not achieve its target by 2030.	A	CS Investment	No progress to date but doesn't need to be in place until 2030.	Consider ways to positively invest in carbon offset products and mechanisms should the Council not achieve its target by 2030.	A
5	Empower and equip procurement leads to consider carbon at all stages of procurement and to engage with service providers regarding the council's journey to net-zero carbon.	A	Commercial Services Future Merton	<p>Over the course of 2023, around 60 officers, senior officers and elected members have undertaken the council's Carbon Literacy Training, delivered by the Association for Public Service Excellence (APSE). Training is designed to help colleagues understand the costs, causes and impacts of climate change, including how they can use their roles and responsibilities at Merton to mitigate and adapt to climate change.</p> <p>APSE have been contracted for a further two years, to deliver regular training sessions, open to anyone across the council.</p> <p>Officers have also agreed an approach to pilot a tool in 2024 to support officers in embedding carbon reduction in decision-making across the council. This will help procurement leads embed carbon reduction at all stages of procurement. See Action 3 of Workstream 8 below for more details.</p>	Empower and equip procurement leads to consider carbon at all stages of procurement and to engage with service providers regarding the council's journey to net-zero carbon.	A

Action No.	Priority Action in Y3	RAG	Team	Progress	Priority Action in Y4	RAG
				Further training and support will be available once the pilot is underway and the new Supply Chain Decarbonisation Lead role has been filled.		

Workstream 8: Communication, outreach and LBM corporate procedure

Action No.	Priority Action in Y3	RAG	Team	Progress	Priority Action in Y4	RAG
1	Consult on and deliver Merton’s Climate Engagement Strategy; draft provided as background document to the Climate Delivery Plan.	G	CS Comms Future Merton	<p>Our climate engagement and communications activity has developed over the last year, guided by the main objectives of the council’s draft Climate Engagement Strategy. These are to:</p> <ul style="list-style-type: none"> • Positively and proactively inform residents in Merton about our climate work; • Enable community climate action by equipping local stakeholders with the knowledge, tools and resources that help them make progress to net zero; and • Encourage participation in climate action from all walks of life, with an emphasis on increasing participation from hardly reached residents. <p>Climate communications activities in 2023 included:</p> <ul style="list-style-type: none"> • Council Net Zero Together badging/branding adopted. • All libraries now have a copy of Merton’s Climate Strategy and Action Plan, as well as the resident summary report of the Climate Delivery Plan for Year 3. • Approximately 400 council climate leaflets have been distributed at events and through our libraries over the last year. • Celebrated Merton’s climate work during a social media campaign for London Climate Action Week in June 2023 and again for COP 28 in November 2023. • Publicised our high score from Climate Emergency Scorecards UK for collaboration and engagement, as well as planning. 	Adopt and continue implementing Merton’s Climate Engagement Strategy.	G

Action No.	Priority Action in Y3	RAG	Team	Progress	Priority Action in Y4	RAG
				<ul style="list-style-type: none"> Delivered a summer/autumn campaign to promote and encourage bids to the new Community Climate Action Fund. Ad-hoc communications via newsletters and social media to encourage resident participation in local climate events, or to connect residents with opportunities to access grant funding/ other helpful support e.g. community planting days, BAME Voice's Black History Month Climate Event, Great British Insulation scheme funding. Publishing 11 monthly editions of Merton's Climate Action Newsletter to 11,814 subscribers. This is an increase of 2,500 subscribers since last year. The climate team have also made regular contributions to various newsletters including the schools newsletter, business newsletter, Merton-e news. <p>Climate engagement activities and events in 2023 included:</p> <ul style="list-style-type: none"> Coordinated the annual review of Merton's Climate Action Group. Trialled an immersive digital consultation tool called The Strategy Room with residents in three libraries. This was to explore new ways of engaging with residents on the different strategies that will help us get to Net Zero. Continued thematic meetings of the Environment and Climate Subgroup of the Sustainable Communities Transport Partnership. Canons Summer Fair 29th July 2023 - a council run and funded family friendly day out, which linked residents with local partners and opportunities to connect with nature and live more sustainably. 		

Action No.	Priority Action in Y3	RAG	Team	Progress	Priority Action in Y4	RAG
				<ul style="list-style-type: none"> Climate Action Updates at Merton's Community Forums in autumn 2023, the Joint Consultative Committee with Ethnic Minority Organisations and the Faith and Belief Forum. Organised, supported and/or attended a wide range of events including: Merton's Black History Month Climate Event on 28th October 2023, Clean Air Day on 15th June 2023, Volunteering Day on 8th May 2023, Libraries Week w/c 2nd October 2023, Malmesbury Primary School's Earth Day in April 2023, as well as their eco-committee in December 2023, Ricard's Lodge Eco-Committee in November 2023 and presented to students from the Wimbledon Royal College of Arts. <p>Climate Engagement Strategy</p> <ul style="list-style-type: none"> The 'Draft Climate Engagement Strategy' passed through Cabinet in February 2023, recommending adoption subject to further consultation. During 2023 residents and organisations in Merton had the opportunity to respond to the Climate Pulse Survey and the Climate Consultation for Organisations. Results from this consultation activity will help inform the Climate Engagement Strategy, which will be formally adopted in early 2024. 		
2	Support the delivery of community-led climate	A	Future Merton	The council continues to support Merton's Climate Action Group ⁸⁹ and/or delivery partners with ongoing community-led	Support the delivery of community-led climate	A

⁸⁹ A partnership between the community and the Council (launched in January 2021) to support the development and implementation of community-led projects, events and knowledge exchange which help reduce Merton's greenhouse gas emissions and/ or build local climate resilience, where joint efforts are more effective than the actions of individuals or the Council alone. <https://www.merton.gov.uk/planning-and-buildings/sustainability-and-climate-change/climate-action-group>

Action No.	Priority Action in Y3	RAG	Team	Progress	Priority Action in Y4	RAG
	action projects (incl. Merton's Climate Action Group, or MCAG)			<p>climate action projects and events. In 2023 this included the continued delivery of 3 Neighbourhood CIL funded Climate Action Group projects:</p> <ul style="list-style-type: none"> ○ Merton Garden Streets 2023⁹⁰ ; ○ Energy Matters⁹¹ ; ○ The Wheel⁹² <p>as well as supporting the MCAG Engagement volunteer to programme the Black History Month Climate Event with BAME Voice in October 2023.</p> <p>We have also worked with MCAG and other organisations in Merton to develop written and video case studies⁹³ to showcase the amazing work of residents and organisations to tackle climate change in Merton including; local reuse and repair services, skills development opportunities for young people and energy efficiency improvements to Merton homes.</p> <p>In 2023 officers also launched Merton's new Community Climate Action Fund alongside Merton's Investing in Neighbourhoods Fund to support the development and delivery of community-led climate projects. Both funds opened for bids from 27 September 2023 to 1 November 2023 and winning bidders are due to be announced in early 2024.</p>	action projects (incl. Merton's Climate Action Group)	

⁹⁰ A volunteer-led project delivered by local residents and businesses to make our streets greener. This initiative has been very well received by the local community with 124 streets signing up to planting days in 2022. Feedback highlighted positive impacts for mental and physical wellbeing, developing a greater sense of community, as well as improving local air quality, biodiversity and climate resilience. <https://www.sustainablemerton.org/gardenstreets>

⁹¹ A partnership project to that begun by delivering energy training in 4 pilot schools in Merton to empower the younger generation with knowledge to drive behaviour change around energy use [Merton Energy Matters - Centre for Sustainable Energy \(cse.org.uk\)](https://www.merton.gov.uk/energy-matters)

⁹² A circular economy hub in Merton <https://www.thewheelmerton.org/>

⁹³ <https://www.youtube.com/watch?v=REtwXGdiKuM>

Action No.	Priority Action in Y3	RAG	Team	Progress	Priority Action in Y4	RAG
3	Implement mechanisms to consider the impact of climate change mitigation and adaption in all policy, spend and procurement proposals.	A	Commercial Services, Corporate Policy and Improvement, Future Merton	<p>Over the course of 2022 and 2023, officers have engaged with London Councils and several London boroughs to understand how other local authorities are embedding their climate commitments in their decision-making process.</p> <p>Based on this review, in 2024 the council is looking to pilot (for 1 year) a tool which provides prompts, guidance and case studies, to help officers consider the carbon impact of any given proposal and inform decision-making reports.</p> <p>The intention is to pilot this tool with a test group of council officers for a year to determine if this is an effective mechanism and worth commissioning for wider roll-out.</p>	Pilot a tool to support staff in embedding carbon reduction in all council decisions.	A
4	Roll-out the first phase of carbon literacy training, and consider options for subsequent phases.	A	CS Learning & Development Future Merton	<p>In 2023, all Executive Directors, the Chief Executive and all 12 Cabinet Members including the Leader of the council undertook an accredited carbon literacy training course.</p> <p>In total, 58 officers took part in this first phase of training, ranging from regular officers to senior leadership and elected councillors. Since then, the council has been awarded a Bronze Level Carbon Literate Organisation Award, recognising our organisational efforts to address climate change⁹⁴</p>	Roll out the second phase of carbon literacy training, and consider options for wider roll-out.	A

⁹⁴ <https://news.merton.gov.uk/2023/12/06/council-achieves-carbon-literacy/#:~:text=Merton%20Council%20has%20been%20accredited,towards%20a%20lower%2Dcarbon%20future.>

Action No.	Priority Action in Y3	RAG	Team	Progress	Priority Action in Y4	RAG
				<p>The training is now being offered to all staff on a voluntary basis (phase 2), while the council explores new climate training options with a London Council's working group.</p> <p>Officers also secured funding to develop and deliver bespoke training for procurement leads across the council to consider carbon at all stages of procurement as set out in Workstream 7.</p>		
5	Launch Merton's new Schools Climate Network and Charter.	G	Future Merton	<p>In March 2023 the council launched Merton's new Green Schools Network, to help put climate education and sustainability on the agenda of all schools in Merton. The Network formally met three times over the course of 2023. Officers also had 1-2-1 sessions with schools in summer 2023 to help onboard school senior leadership to the Charter.</p>	Continue facilitating Merton's Schools Climate Network.	G