

Merton Crime Pack – August 2022

SW BCU Senior Leadership Team



ROGER ARDITTI
Superintendent
Neighbourhoods Lead



ELISABETH CHAPPLE
Chief Superintendent
BCU Lead



LUKE MOONEY
Superintendent
Response Lead



RICHARD SMITH
Superintendent
HQ Lead

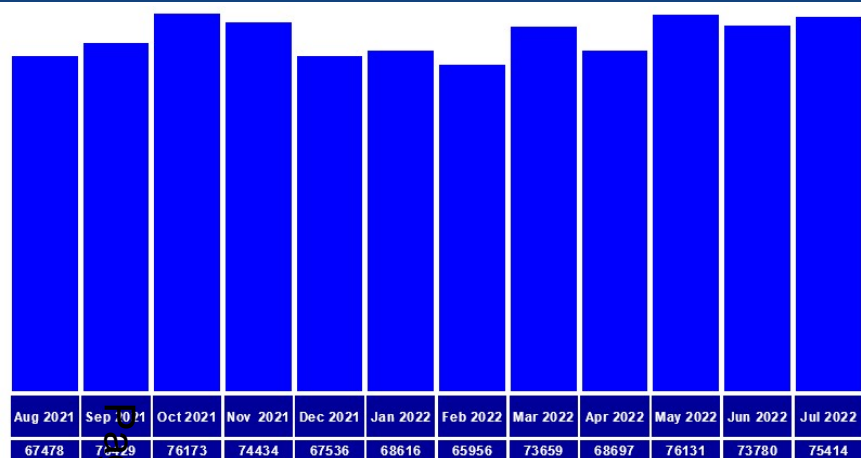


ANDREW WADEY
Detective Superintendent
Public Protection Lead



SUZANNE JORDAN
Detective Superintendent
Investigations Lead

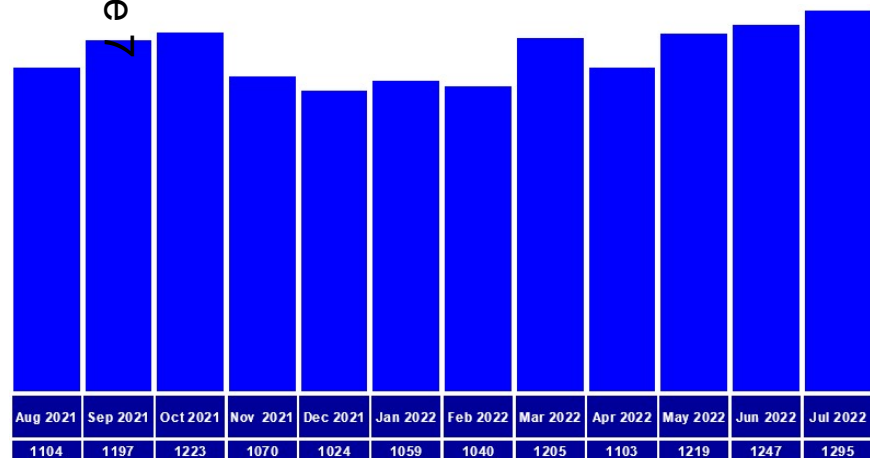
Total Notifiable Offences MPS Comparison



MPS August 2020 to July 2021 TNO Total = **777787**

MPS August 2021 to July 2022 TNO Total = **858303**

Average TNO MPS wide increased by 10% over 12 months period from August 2021 to July 2022 across MPS



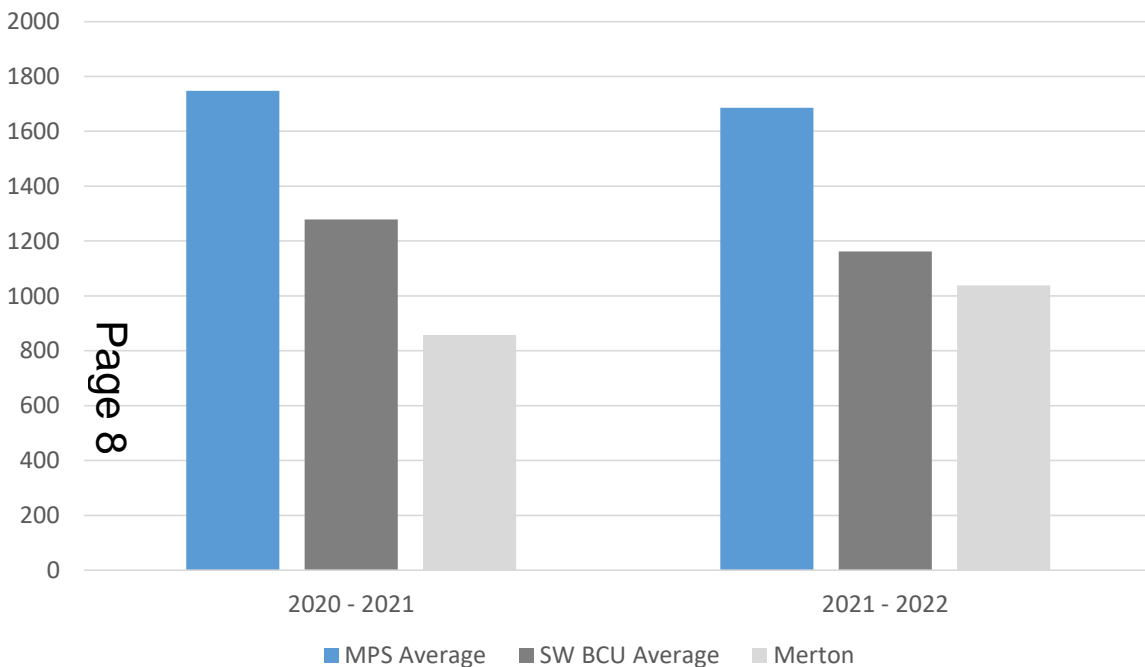
Merton August 2020 to July 2021 TNO Total = **13075**

Merton August 2021 to July 2022 TNO Total = **13786**

5% increase over 12 month period within Merton

Total Burglary Offences MPS Comparison

Burglary Comparison 2020 to 2022



MPS Average 2020 to 2021 – **1748**
MPS Average 2021 to 2022 – **1686**

SW BCU Average 2020 to 2021 – **1279**
SW BCU Average 2021 to 2022 – **1162**

Merton 2020 to 2021 – **858**
Merton 2021 to 2022 – **1038**

Some areas of Wimbledon have had a decrease in burglary, but overall there is more we can do to replicate the reductions we have seen elsewhere in the BCU.

Total Robbery Offences MPS Comparison

Merton 20-21	35	58	44	45	26	28	31	26	23	24	25	24	Total – 389
Merton 21-22	21	39	37	24	17	26	36	43	35	43	43	42	Total – 406
MPS 20-21	2546	2626	2488	2332	2022	1473	1346	1691	1721	1795	1936	1908	Total – 23884
MPS 21-22	1977	2280	2360	2281	2018	2085	1972	2077	1928	2477	2427	2493	Total - 26375

Page 6

In the past 12 months in Merton there has been a total of 406 robbery offences which is a 4% increase on the total number of robbery offences that were committed in the previous 12 month period of August 2020 to July 2021.

However, over the past 12 months in the MPS, there has been a total of 26375 robberies which brings the average increase per Borough to 11%.

So although we are not happy that our total robberies have increased by 4% on the previous year, to be 7% under the average increase shows that we are still getting some things right and gives us some good foundations to build on.

Merton Stats Overview

January 2022 to August 2022

<p>Offences ↑</p> <p>7,109</p> <p>offences recorded +743 (+11.7%)</p> <p>MORE than previous period</p>	<p>SD Rate ↓</p> <p>8.3%</p> <p>Detection Rate</p> <p>A DECREASE of -0.5% ppt</p>	<p>'I Calls' Calls in Target ↓</p> <p>80.6%</p> <p>in target</p> <p>A DECREASE of -0.8% ppt</p>	<p>'S Calls' Calls in Target ↓</p> <p>56.0%</p> <p>in target</p> <p>A DECREASE of -4.3% ppt</p>	<p>ASB Calls ↓</p> <p>2,793</p> <p>ASB calls received -1,234 (-30.6%)</p> <p>FEWER</p>	<p>Stop & Search ↓</p> <p>1,522</p> <p>Stop & Search -158 (-9.4%)</p> <p>FEWER</p> <p>Click here to go to the Stops dashboard</p>
--	---	---	---	--	---

Page 10

This page is intentionally left blank