

# Impact of COVID-19 on Care Homes in Merton Supporting Information

14<sup>th</sup> March 2022

Page 19

**Dr Dagmar Zeuner, Director of Public Health**

Merton Public Health Intelligence

Date prepared: 21<sup>st</sup> Feb 2022

Enquiries: Monica Koo & Amira Yunusa

For external use and wider circulation as publicly  
available data has been used in this report



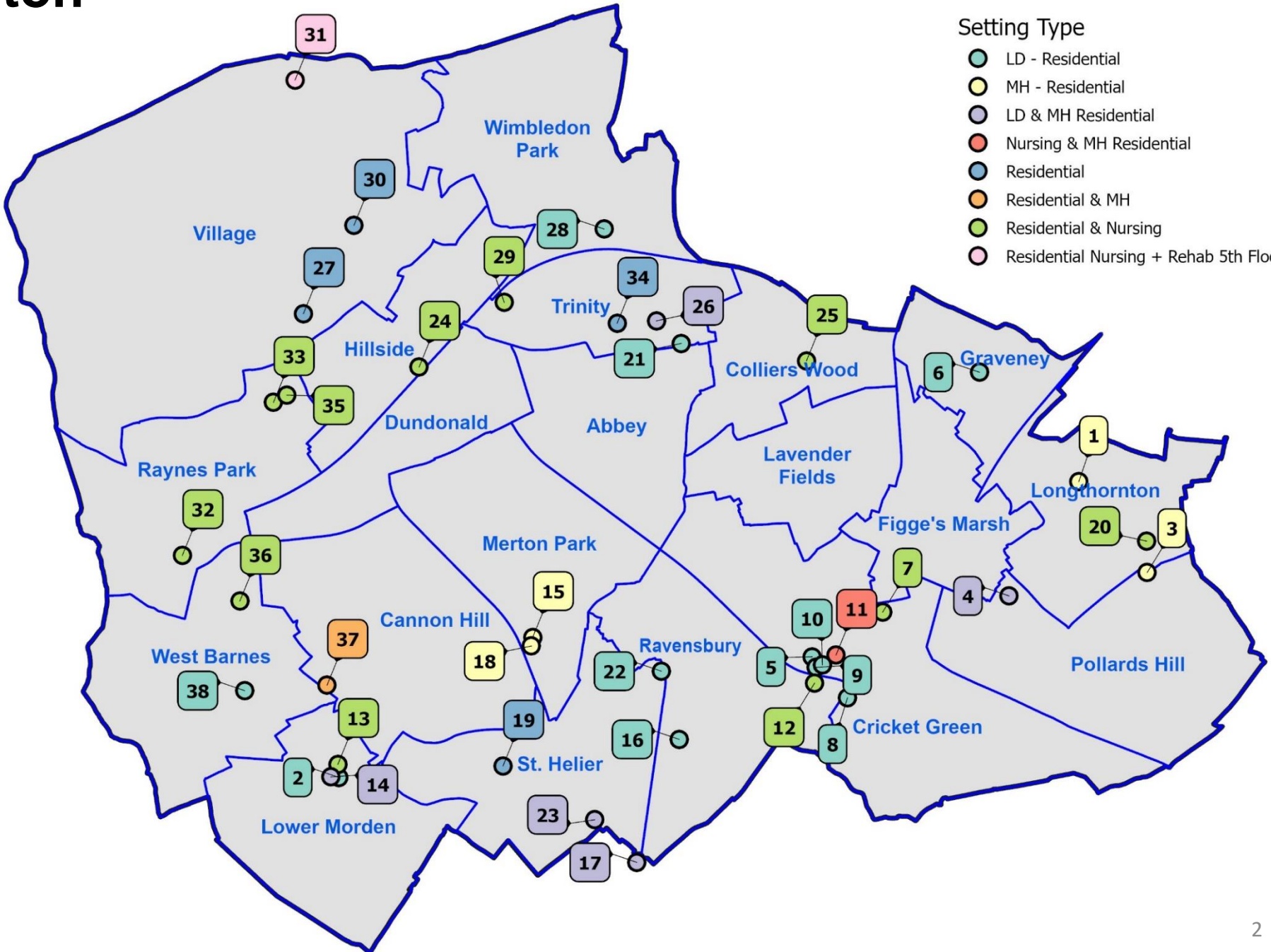
# Care homes in Merton

Source: Merton GIS team

Label ID	Setting Type	Name of Service Provider
2	LD - Residential	Abbey House
5	LD - Residential	Greenfield
6	LD - Residential	United Response
8	LD - Residential	Riverside Drive
9	LD - Residential	Rosebank Lodge
10	LD - Residential	Acorn Residential
16	LD - Residential	43 Florence Avenue
21	LD - Residential	All Saints Vibrance (Respite)
22	LD - Residential	Ashbrook House
28	LD - Residential	Haydon Park Lodge
38	LD - Residential	Meadowsweet
4	LD & MH Residential	St Georges
14	LD & MH Residential	Sunlight House
17	LD & MH Residential	CMG 374 St Helier Avenue
23	LD & MH Residential	179 Green Lanes
26	LD & MH Residential	Haydon's Lodge
1	MH - Residential	RHP outreach services
3	MH - Residential	St Antony's
15	MH - Residential	Jericho Lodge
18	MH - Residential	Jubilee Lodge
11	Nursing & MH Residential	Barons Lodge
19	Residential	Manor House
27	Residential	Keychange - Alexander House
30	Residential	Lee House
34	Residential	South Park
37	Residential & MH	Bavani
7	Residential & Nursing	Cumberland Care Home
12	Residential & Nursing	Fieldway
13	Residential & Nursing	Kelstone Court
20	Residential & Nursing	Eltandia hall
24	Residential & Nursing	Kew House (Hallmark)
25	Residential & Nursing	Woodland House
29	Residential & Nursing	Queens Court
32	Residential & Nursing	Carter House
33	Residential & Nursing	Wimbledon Beaumont
35	Residential & Nursing	St Teresa's
36	Residential & Nursing	Link House
31	Residential Nursing + Rehab 5th Floor	Heathlands Court

### Setting Type

- LD - Residential
- MH - Residential
- LD & MH Residential
- Nursing & MH Residential
- Residential
- Residential & MH
- Residential & Nursing
- Residential Nursing + Rehab 5th Floor



# Summary key messages

## Mortality in care homes and at home

- There have been 502 deaths across Merton care homes since 29<sup>th</sup> Feb 2020
  - This comprises 53 COVID-19 deaths and 449 non-COVID-19 deaths\*
- Merton care homes have had fewer COVID-19 deaths compared to other SWL boroughs in most months of the pandemic so far
- The number of deaths in care homes in Merton peaked in April 2020 and January 2021

## COVID-19 vaccination

- Uptake of dose 1, 2, and the booster dose among older and younger adult care home residents is steadily increasing
- Among older adult care home residents, Merton is middle ranking (3 out of 6) compared to SWL boroughs but slightly higher compared to London for all three doses
- Among older adult care home staff in Merton, dose 1 and 2 uptake is comparable to SWL boroughs and London but booster dose uptake is slightly higher than London

\*COVID-19 deaths are defined as deaths where COVID-19 was mentioned on the death certificate.  
SWL boroughs: Croydon, Kingston, Merton, Richmond, Sutton, and Wandsworth

# All cause mortality in care home settings in SWL boroughs

Source: ONS death registrations and occurrences by local authority and health board licensed under the Open Government Licence

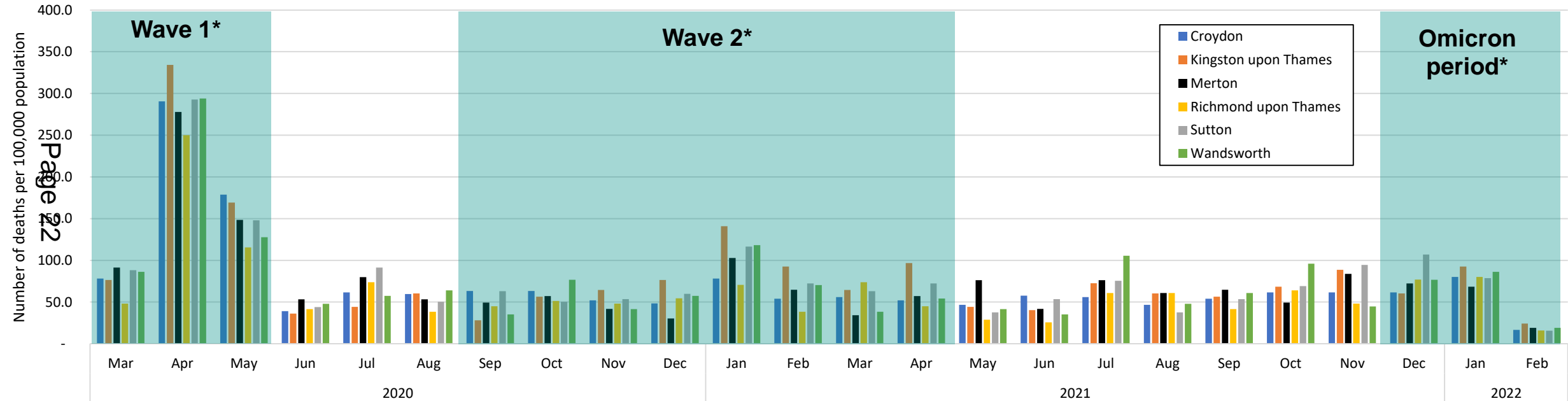
(<https://www.ons.gov.uk/peoplepopulationandcommunity/healthandsocialcare/causesofdeath/datasets/deathregistrationsandoccurrencesbylocalauthorityandhealthboard>)

## Key messages

Please note: in order to fairly compare deaths across the boroughs, we estimated mortality rate per 100,000 population using an estimate of the 65+ year old population for each SWL borough from before the pandemic (2019 estimates\*\*). However this doesn't account for differences in population health, age distribution, and the number of people in a care home between boroughs.

Merton care homes have had a similar number of deaths per 100,000 population compared to other SWL boroughs

Merton has had the fewest deaths in care home settings over the pandemic so far compared to other SWL boroughs



Borough	Croydon	Kingston	Merton	Richmond	Sutton	Wandsworth
Total number of registered deaths in care home settings since 29 <sup>th</sup> Feb 2020***	995	527	502	517	677	610
Total mortality per 100,000** in care home settings since 29 <sup>th</sup> Feb 2020***	1,854	2,123	1,911	1,658	2,131	1,950

\*please note the two waves and "Omicron period" are based on definitions produced by the ONS.

\*\*The estimated number of 65+ year olds in each borough, published by the GLA (<https://data.london.gov.uk/dataset/gla-population-projections-custom-age-tables>)

\*\*\*The presented data represents deaths registered between week ending 6<sup>th</sup> March 2020 and 4<sup>th</sup> Feb 2022

Data as of 21<sup>st</sup> Feb 2022

# COVID-19 mortality in care home settings in SWL boroughs

Source: ONS death registrations and occurrences by local authority and health board licensed under the Open Government Licence

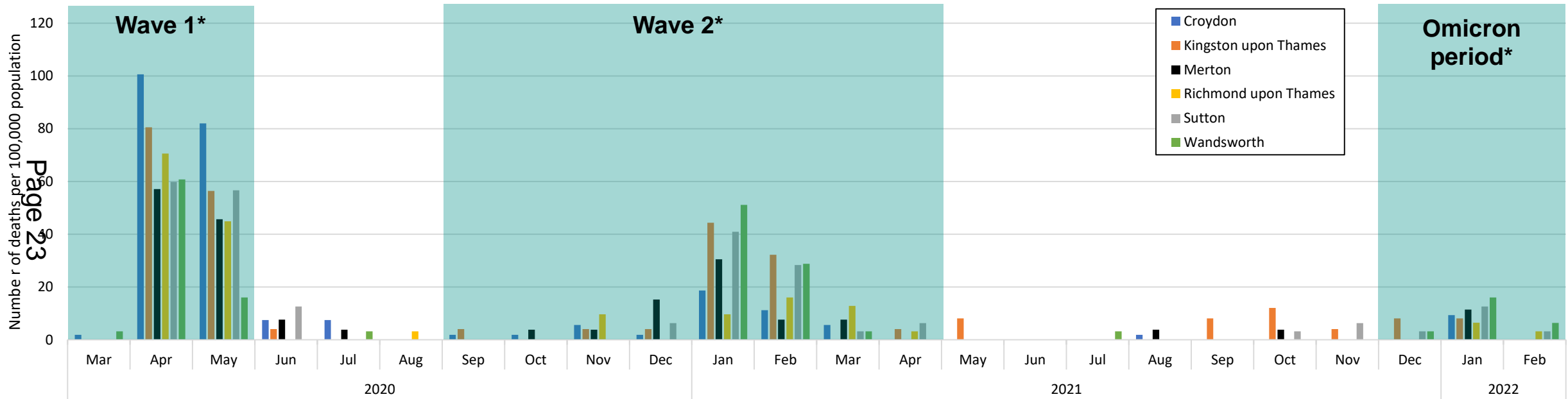
(<https://www.ons.gov.uk/peoplepopulationandcommunity/healthandsocialcare/causesofdeath/datasets/deathregistrationsandoccurrencesbylocalauthorityandhealthboard>)

## Key messages

Please note: in order to fairly compare COVID-19 deaths across the boroughs, we estimated mortality rate per 100,000 population using an estimate of the 65+ year old population for each SWL borough from before the pandemic (2019 estimates\*\*). However this doesn't account for differences in population health, age distribution, and the number of people in a care home between boroughs.

Merton care homes have had similar or lower number of COVID-19 deaths per 100,000 population in most months compared to other SWL boroughs

Merton has had the fewest COVID-19 deaths in care home settings over the pandemic so far compared to other SWL boroughs



Borough	Croydon	Kingston	Merton	Richmond	Sutton	Wandsworth
Total number of registered COVID-19 deaths in care home settings since 29 <sup>th</sup> Feb 2020***	138	70	53	56	77	61
Total COVID-19 mortality per 100,000** in care home settings since 29 <sup>th</sup> Feb 2020***	257	282	202	180	242	195

\*please note the two waves and "Omicron period" are based on definitions produced by the ONS.

\*\*calculated using 65+ population estimates in 2019 produced for each borough by the GLA (<https://data.london.gov.uk/dataset/gla-population-projections-custom-age-tables>)

\*\*\*The presented data represents deaths registered between week ending 6<sup>th</sup> March 2020 and 4<sup>th</sup> Feb 2022. COVID-19 deaths are defined as deaths where COVID-19 was mentioned on the death certificate.

# Vaccination Uptake in Older Adult Care Home residents in SWL boroughs and London

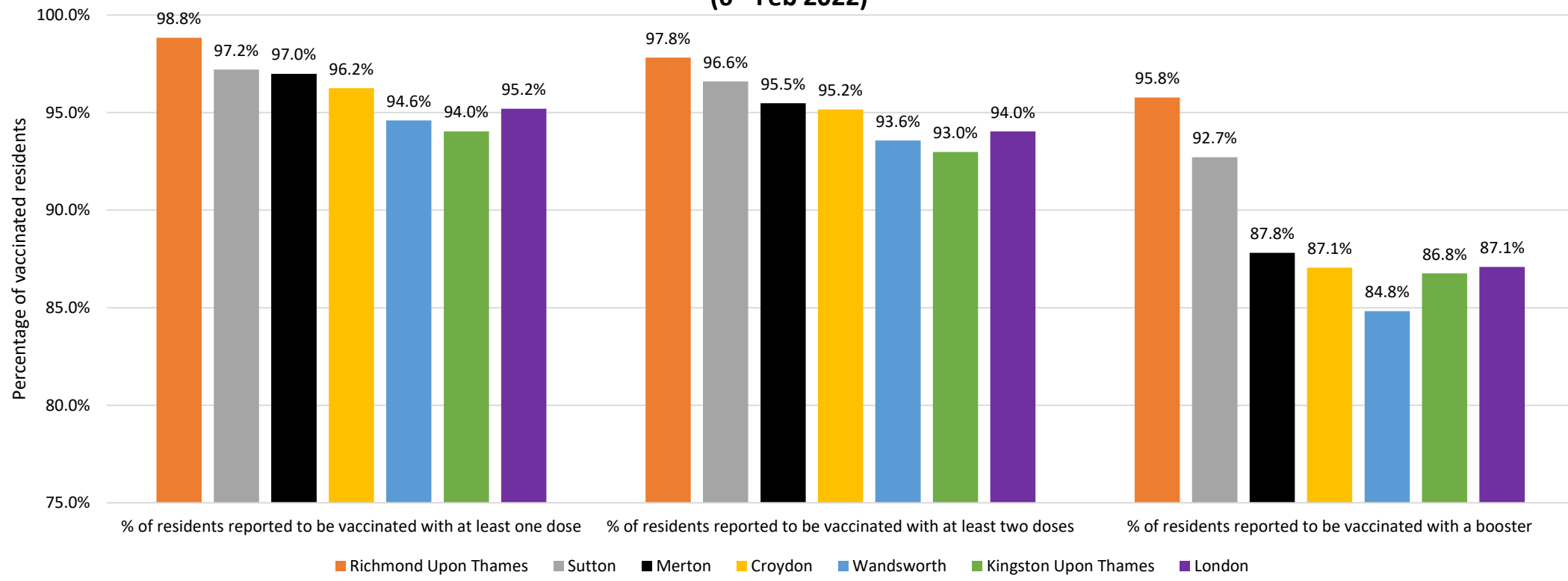
Source: NHS England COVID-19 Vaccinations Weekly Reports (<https://www.england.nhs.uk/statistics/statistical-work-areas/covid-19-vaccinations/>)

## Key messages

Among older adult care home residents, Merton is middle ranking (3 out of 6) compared to SWL boroughs but slightly higher compared to London for all three doses

**% Vaccination uptake in older adult care home residents by SWL borough and London (6<sup>th</sup> Feb 2022)**

Page 24



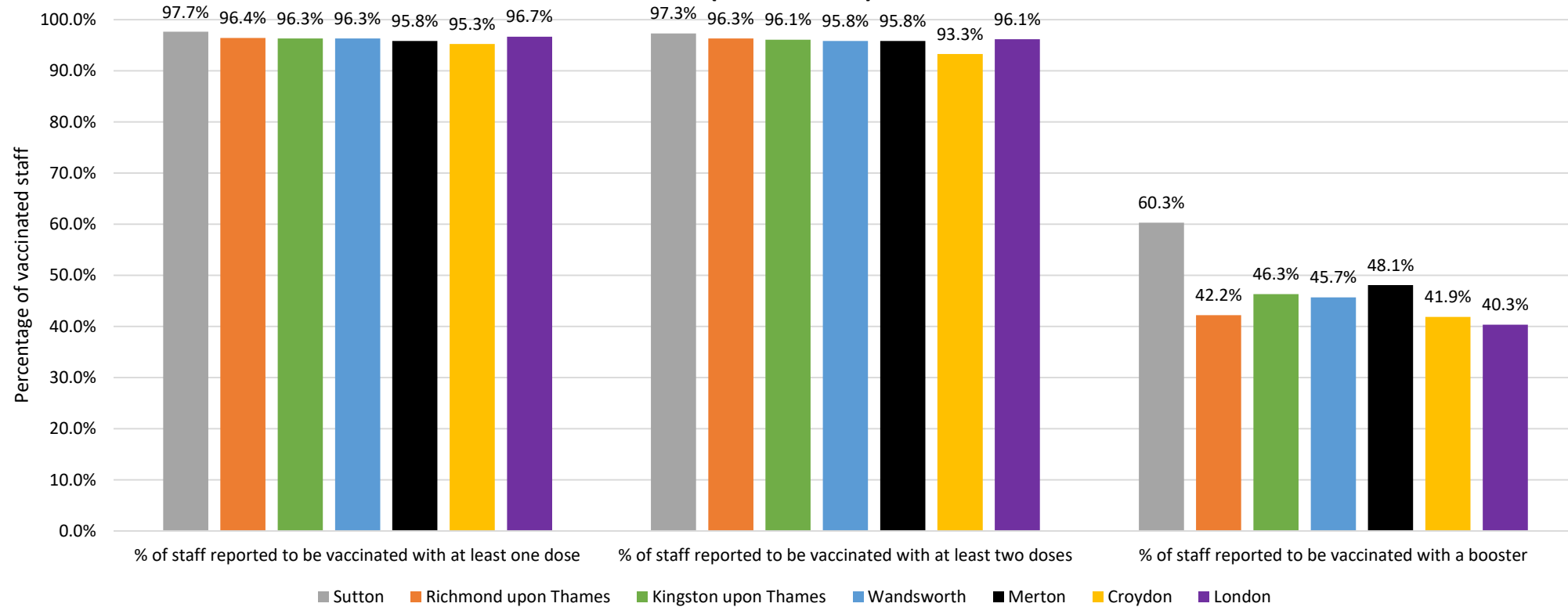
The figure y-axis starts at 75% to help visualise borough differences  
 Please note the presented data is collected by NHS England using data submitted by care homes via the Capacity Tracker.  
 Older adult care home residents: 65+ year olds  
 Data as of 10<sup>th</sup> Feb 2022; covering period up to 6<sup>th</sup> Feb 2022

# Vaccination Uptake in Older Adult Care Home staff in SWL boroughs and London

Source: NHS England COVID-19 Vaccinations Weekly Reports (<https://www.england.nhs.uk/statistics/statistical-work-areas/covid-19-vaccinations/>)

**Key messages**  
 Among older adult care home staff in Merton, dose 1 and 2 uptake is comparable to SWL boroughs and London but booster dose uptake is slightly higher than London

**% Vaccination uptake in older adult care home staff by SWL borough and London  
 (6<sup>th</sup> Feb 2022)**



Page 25

Please note the presented data is collected by NHS England using data submitted by care homes via the Capacity Tracker.  
 Older adult care home staff: includes individuals directly employed by care homes and agency staff

Data as of 10<sup>th</sup> Feb 2022; covering period up to 6<sup>th</sup> Feb 2022

This page is intentionally left blank