


































# HARD LANDSCAPE KEY

	Site Boundary		Proposed low wall with railing (900mm high); Istoback 'Thakeham Red Multi Stock' and Osetgrill (Lang + Fulton) with brickwork located around planting facing onto Kingston Road.
	Outline of Proposed Building		Proposed low wall with fence (1800mm high); Istoback 'Thakeham Red Multi Stock' and Osetgrill (Lang + Fulton) Modena fence
	Building Access Points		New brick retaining wall (Thakeham Red Multi Stock or suitable equivalent)
	Existing Trees		Rebuild existing brick wall (London Stock Bricks to match existing)
	Proposed Trees		Gullies
	Shrub & ground cover planting		Indicative manhole cover
	Mown grass		Wall recessed lighting
	Charcoal 'Modena' flag paving; colour-grey, size 600mm x 600mm, laid in herringbone paving along the frontage with the Nelson Hospital		Low level footpath lighting
	Sealed gravel		Wall mounted lighting attached to building
	Exposed buff coloured aggregate concrete base for cycle stands		Bollard
	Marshalls Pencil Edge Key Block; colour - Birnlie, size - 200mm x 100mm, laid in soldier course		Timber bench with arm rest
	Marshalls Tegula or equivalent; colour - Burnt ochr, size - 60 gauge, 60mmD, laid in a herringbone pattern		Covered cycle shelter; BXMW CA1 Cambridge cycle shelter (see drawing 5/14/10/18)
	Marshalls key block; colour - Burnt ochr, size - 200mm x 100mm, laid in herringbone		Note: All cycle stands 1m apart (internal dimension), with a minimum structure of 1m from the last cycle stand and all surrounding structures.
	Parking bays (Total No. 21)		Note: Manhole covers to be laid flush refer to Engineer Drawing for style & size of manholes. Recessed rectangular covers to be used in all hard surfaced areas to match adjacent paving pattern. Where manhole covers are in planting beds or grass areas these can be circular. Refer to Engineer Drawing 3/14/10/1A
	Flush kerb		Existing Tree (London Plane) to be removed and new tree planted.
	Raised kerb		
	Marshalls granite kerb; 125 x 250 x 1000; colour 'Silver Grey', Fine Picked finish or equivalent		
	Marshalls granite kerb; 1000Lx300Wx1500mm; colour 'Silver Grey', Fine Picked finish or equivalent		



**Hard Landscape Plan**

Scale: 1: 250

Rev C: Location of All Source Heat Pumps added 31 July 2013  
Main gate panel moved north, pedestrian gate moved to front of building  
Rev D/E: Note to retained railings added (see also page to north east corner, Nov 2013)  
Rev F: bollards, lamp column spec added and bricks changed, Jan 2014

Note: Drawing pursuant to Condition 5 - London Borough of Merton Planning Permission Decision Notice 12/P0418

Client: The Adams Loxton Partnership Ltd

Project: Redevelopment of Nelson Hospital Site 2

Drawing: Plan 001: Hard Landscape Plan









Date: Jan 2014

Scale: 1: 250 @ A1

Drawing No: ALP/661/PC/001

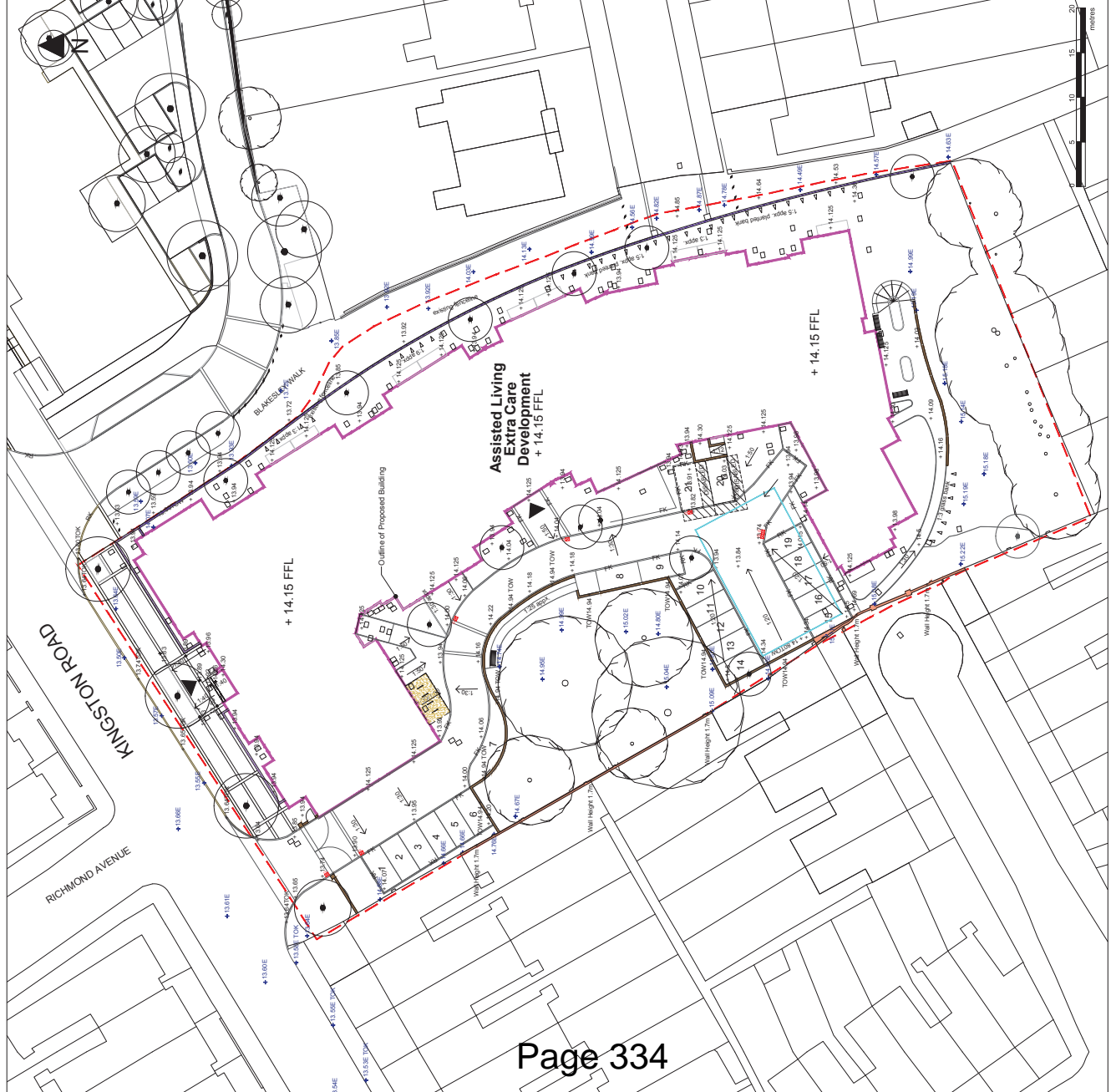
Revision: Rev F

# EXTERNAL LEVELS & SURFACE DRAINAGE KEY

	Site Boundary		Existing Levels
	Outline of Proposed Building		Proposed Levels
	Building Access Points		Gullies
	Proposed Water Tank		Indicative manhole cover

Note: For Boundary Wall & Fence Refer to Drawing :  
ALP/661/PC/001 for Proposed Layout  
ALP/661/PC/005 for Boundary Layout  
ALP/661/PC/007 for Details

Note: All Manholes & Yard Gullies to be aligned with orientation of adjacent paving. All Manholes to be recessed with in-fill paving to match adjacent paving. Refer to Hard Landscape Drawing ALP/ 661/ PC/ 001



External Levels Plan  
Scale: 1: 250

Notes:  
Drawing pursuant to Condition 5 - London Borough of Merton Planning Permission Decision Notice 12/ P0418

Contact Us Live Chat  
Street Furniture Enquiries 0870 990 7504

- BLOCK PAVING
- PAVING
- KERB
- NATURAL STONE
- WATER MANAGEMENT
- TRAFFIC CALMING
- STREET FURNITURE
- INTERNAL FLOORING
- WALLING & MORTARS
- COMMERCIAL
- STREET FURNITURE
- RHINO RS 001 STAINLESS STEEL BOLLARD

Search Website



DOWNLOAD SPECIFICATION

REQUEST A QUOTE

SHARE THIS PRODUCT

**nbsPlus** product specifications by NBS

- **Rhino Stainless Steel Bollards** - A range of stainless steel bollards.

[www.theNBS.com/solutions](http://www.theNBS.com/solutions)

### RHINO RS 001 STAINLESS STEEL BOLLARD FROM £95.00 EACH

CONTACT US

ADD TO PROJECTS

Rhino stainless steel static bollards provide perimeter protection whilst also adding contemporary style and elegance to the surrounding landscape. The Rhino RS 001 is manufactured from a carefully selected grade of 316L stainless steel.

Exceptionally strong and requiring very little maintenance, it is ideal for a variety of applications including pedestrian walkways and protected parking. A variety of options are available, please download the product specification for more details.

#### OPTIONS AVAILABLE

- Hazard Banding
- Base Plate Fixing
- Lift Out and Lockable Fixing
- Optional Diameters
- Optional Height 900mm above ground
- Reinforced
- Stainless Steel Bezel

#### CASE STUDIES

[VIEW ALL STREET FURNITURE CASE STUDIES](#)



Galleries Retail Park  
WASHINGTON



Denmark Place  
LONDON

Enviid b (6 24/114

RELATED PRODUCTS



Ollerton Sheffield Steel and Stainless Steel Cycle Stand



Ollerton M3 Stainless Steel Litter Bin



Ollerton M3 Stainless Steel Notice Board



Ollerton M3 Stainless Steel Planter

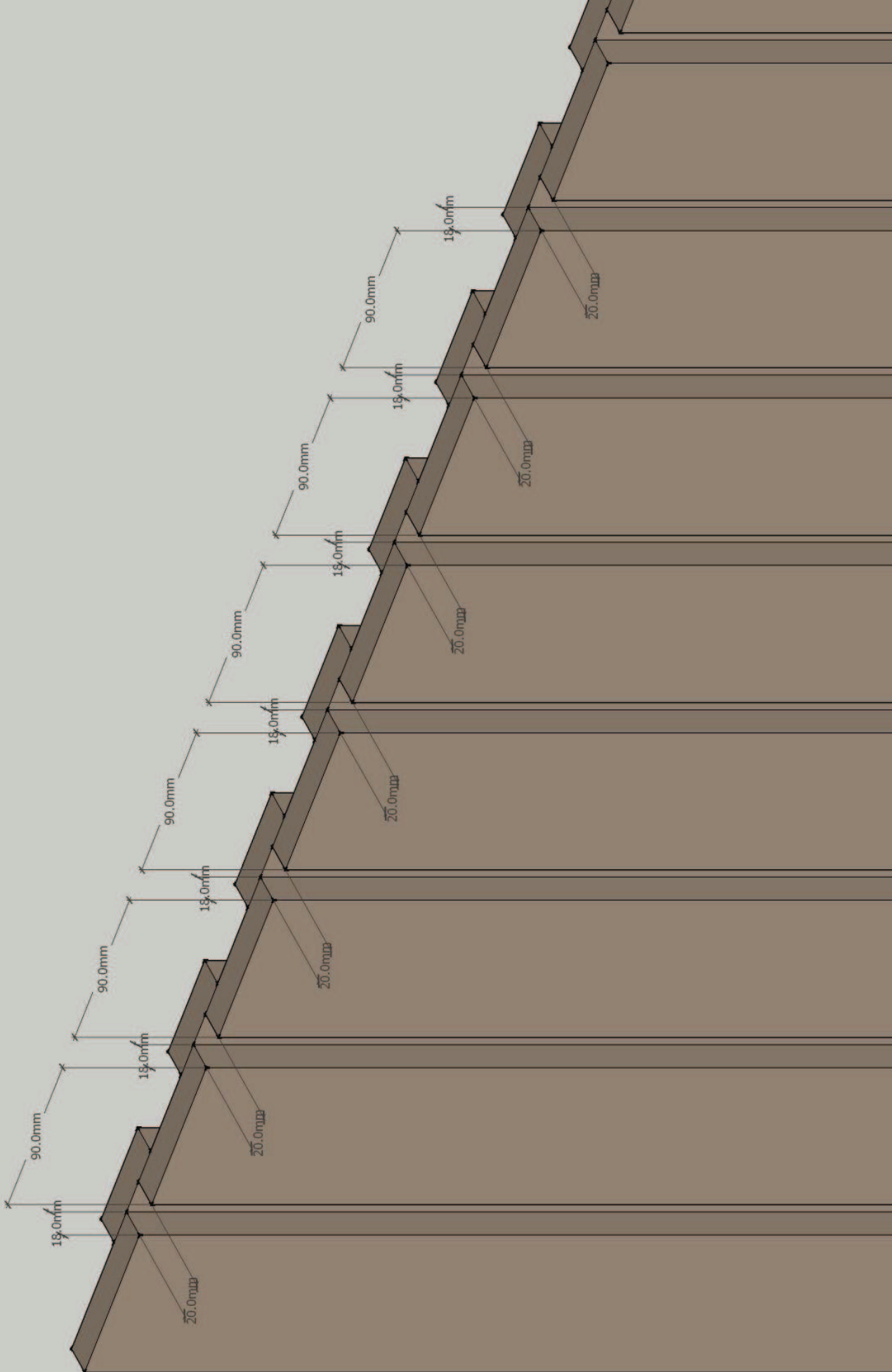
Follow us

- Paving
- Block Paving
- Machine Lay
- Water Management
- Kerb
- Traffic Calming
- Street Furniture
- Mortars & Screeds
- Walling
- Natural Stone Paving
- Internal Flooring
- Educational Landscapes
- Rail Landscapes
- Home Landscapes
- Retail Landscapes
- Bollards Direct
- Brochures
- Video Library
- CPD Seminars
- Carbon Calculator
- Sustainability

© COPYRIGHT MARSHALLS PLC 2014 | [Group Home](#) | [Construction Professionals](#) | [Home & Garden](#) | [Legal](#) | [Application & Maintenance](#) | [Change Cookie Settings](#)

Marshalls Mono Limited  
Landscape House, Lowfields Business Park, Elland, HX5 9HT  
VAT Number: 183 8502 48 Phone: 0845 3093131  
Registered in England: Company No. 509579  
Registered Office: Birkby Grange, Birkby Hall Road, Huddersfield, HD2 2XB







This page is intentionally left blank