

London Borough of Merton
 100 London Road
 Morden
 Surrey
 SM4 5DX

Scale 1/1250

Date 28/1/2014

118-120 Christchurch Road

This map is based on Ordnance Survey material with the permission of Ordnance Survey on behalf of HMSO. Unauthorised reproduction infringes Crown Copyright and may lead to prosecution or Civil proceedings. London Borough of Merton 100019259. 2012.

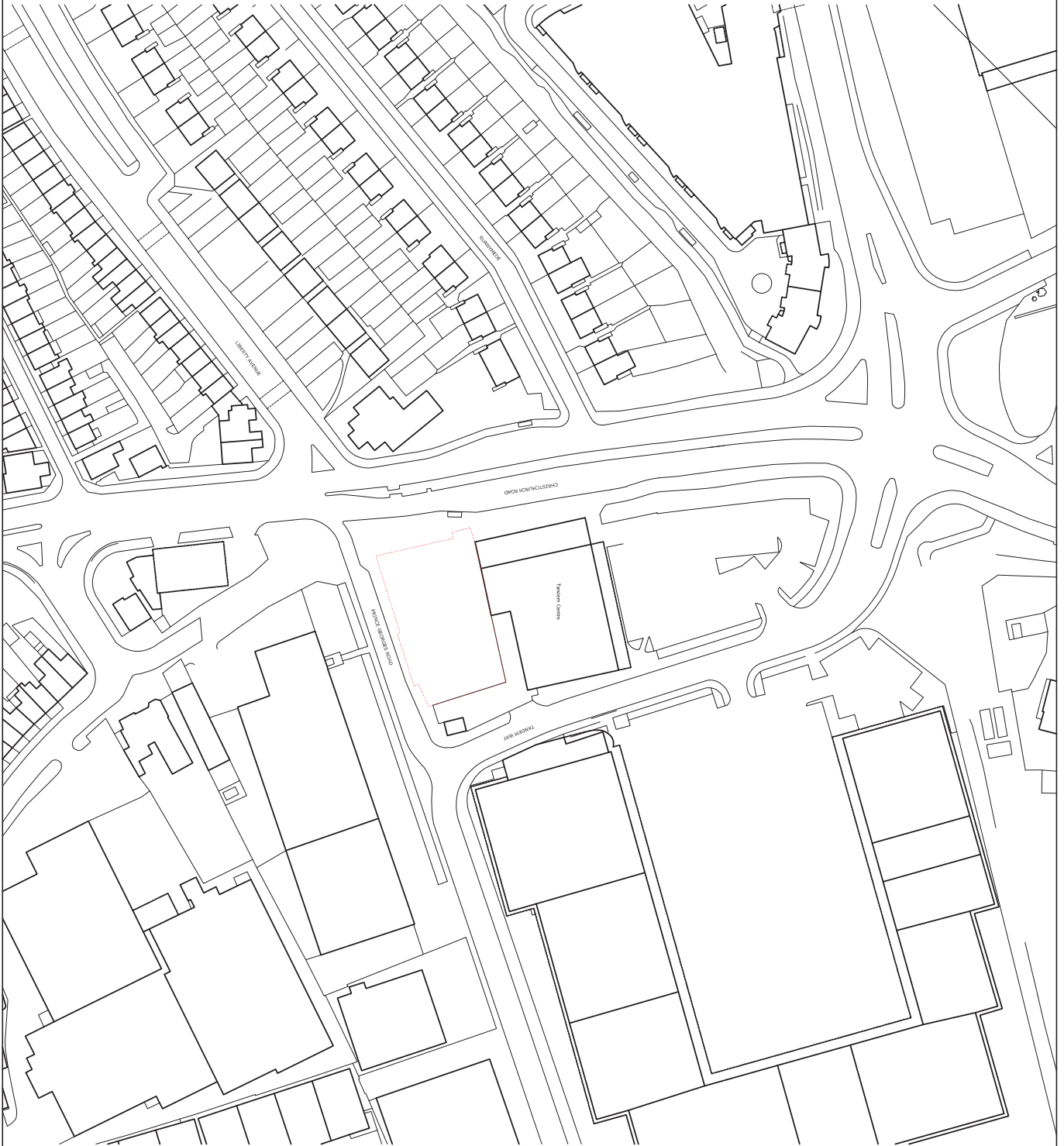
DEVELOPMENT CONTROL



Aros Architects
 Jerwood Square
 171 Union Street
 London SE1 0UN

Telephone
 +44(0)20 7928 2444
Facsimile
 +44(0)20 7928 2450

Email
 info@arosarchitects.com
Website
 www.arosarchitects.com



NOTES

1. All alterations are to be worked by the Contractor on site, any discrepancies in the drawing are to be
2. The Contractor shall not vary any work shown on this drawing without prior approval in writing from Aros.
3. The Contractor shall supply a full set of shop drawings and specifications prior to commencement of work.
4. The Contractor shall ensure that all work is carried out in accordance with the relevant Building Regulations.
5. The Contractor shall ensure that all work is carried out in accordance with the relevant Building Regulations.
6. All alterations to the proposed works shown on the drawing, including any variations, shall be agreed in writing without prior agreement.

Revisions

Rev	Date	Drawn	Checked	Description
XX.XX.XX				

Project

118-120 Christchurch Road, Collierwood

Title

Site Location Plan

Project No

5715

Date

September 2013

Status

Planning

Drawing No

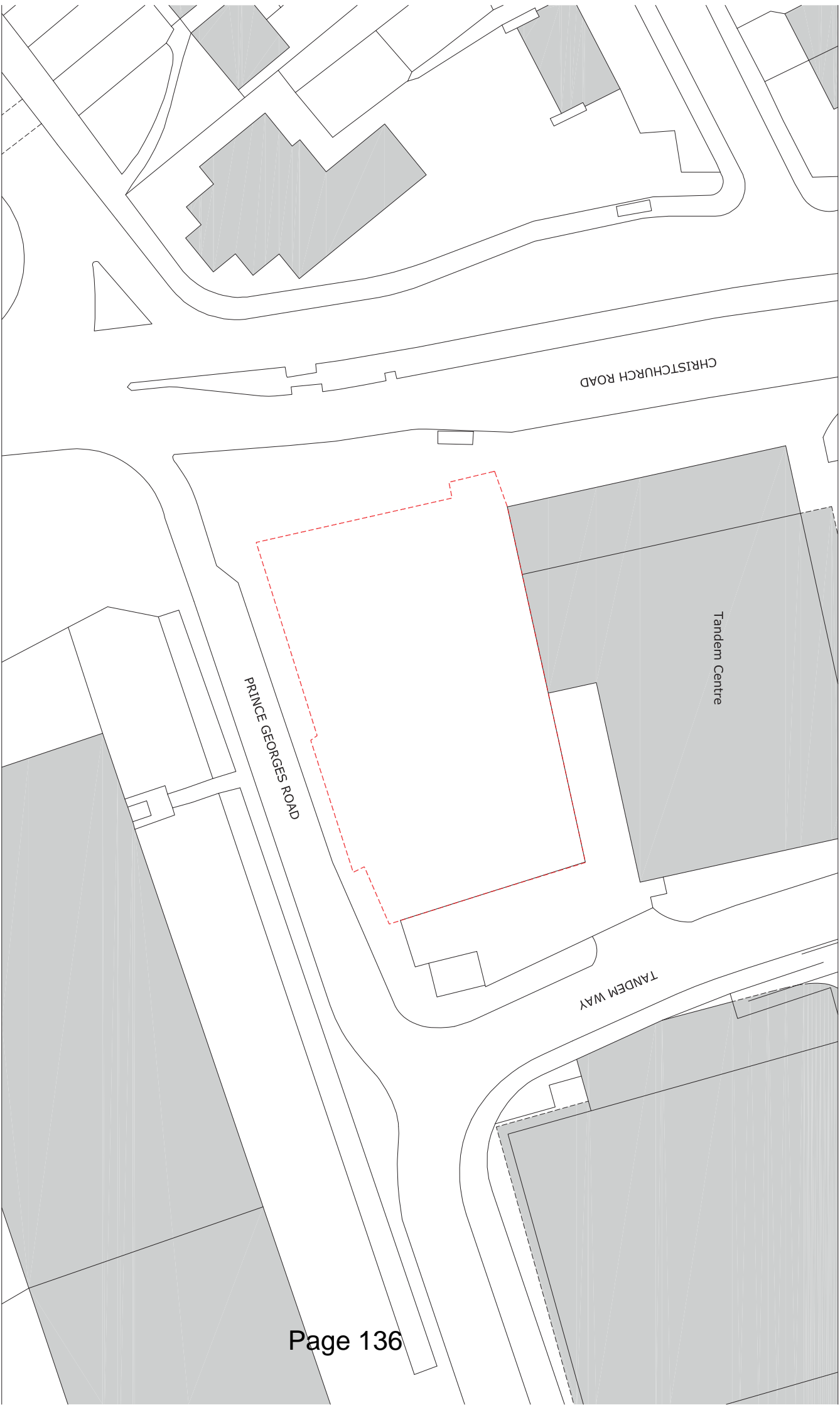
AP13

Scale

1:1250 @A3

Rev

P



NOTES

1. All dimensions to be checked by the Contractor at the site. Measurements for the ground area to be reported to Aros Ltd.
2. The Contractor shall provide a full set of the ground and level data for the construction of the site.
3. The Contractor shall provide a full set of the ground and level data for the construction of the site.
4. The Contractor shall provide a full set of the ground and level data for the construction of the site.
5. The Contractor shall provide a full set of the ground and level data for the construction of the site.
6. The Contractor shall provide a full set of the ground and level data for the construction of the site.

Revisions

No	Date	By	Checked	Revised
	XX/XX/20XX			

Project

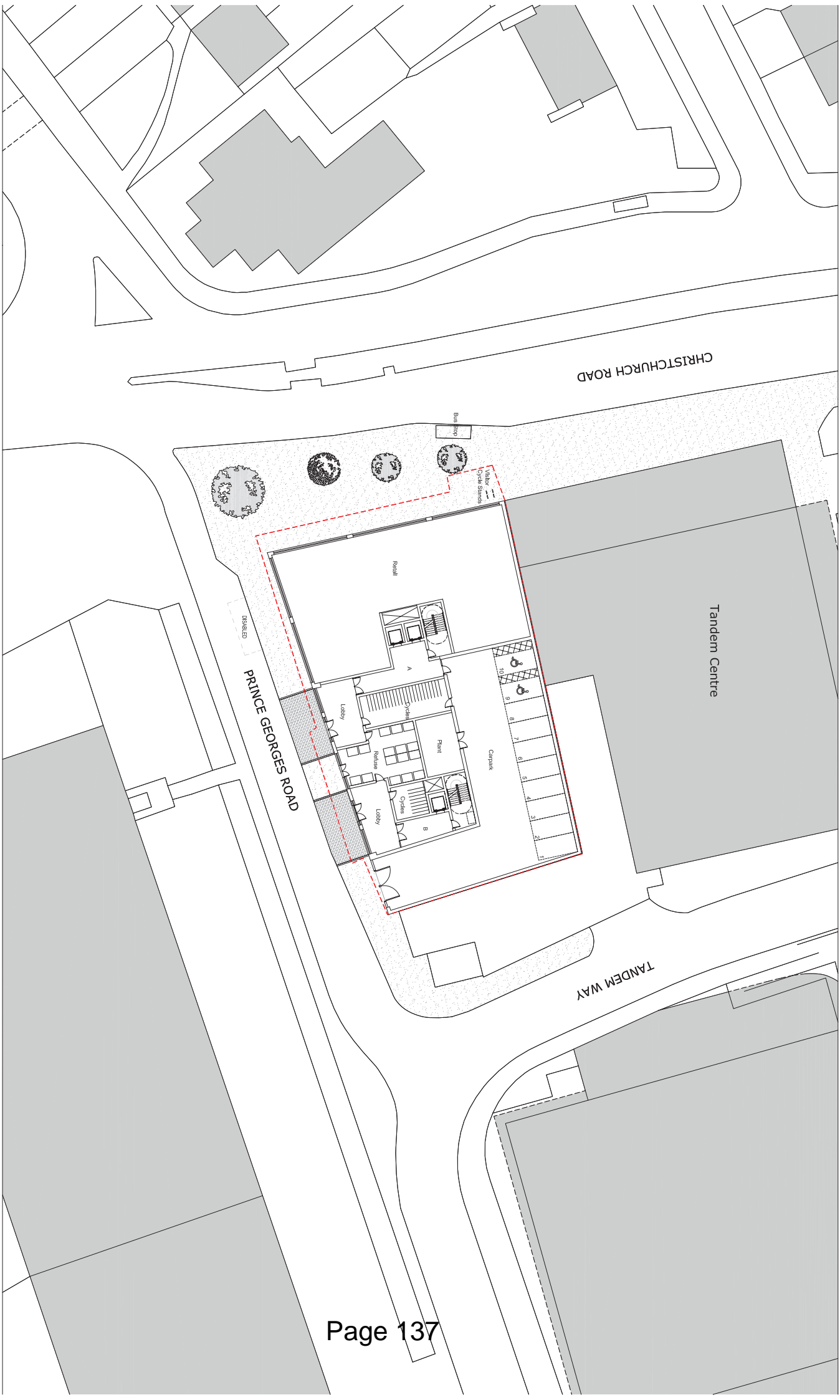
118-120 Christchurch Road, Collens Wood
 TRP
 Existing Site Plan

Project No

5715
 Date
 September 2013
 Status
 PLANNING

Drawing No

AP15
 Scale
 1:200 @ A1
 Rev
 P



NOTES

1. All dimensions to be checked by the Contractor at the site throughout the project and to be reported to the LIA.
2. The Contractor shall verify a full set of the ground and level data for the construction of the site.
3. The Contractor shall provide a full set of the ground and level data for the construction of the site.
4. The Contractor shall provide a full set of the ground and level data for the construction of the site.
5. The Contractor shall provide a full set of the ground and level data for the construction of the site.
6. The Contractor shall provide a full set of the ground and level data for the construction of the site.

Revisions

No.	Date	By	Checked	Approved
1	XX/XX/20XX			

Project

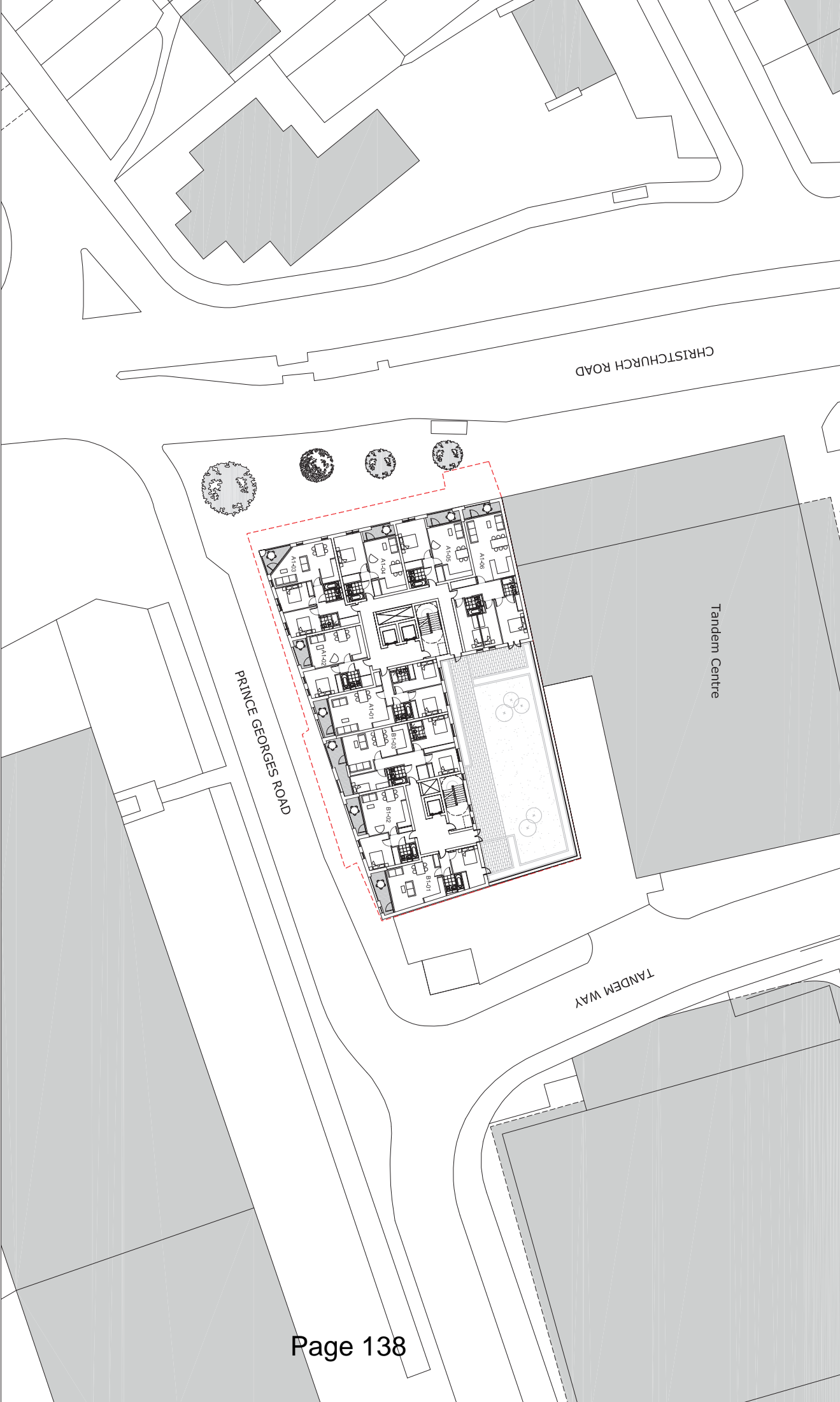
118-120 Christchurch Road, Colliers Wood
 TRB
 Ground Floor Plan

Project No

5715
 Date
 September 2013
 Status
 PLANNING

Drawing No

APP0
 Scale
 1:200 @ A1
 Rev
 P1



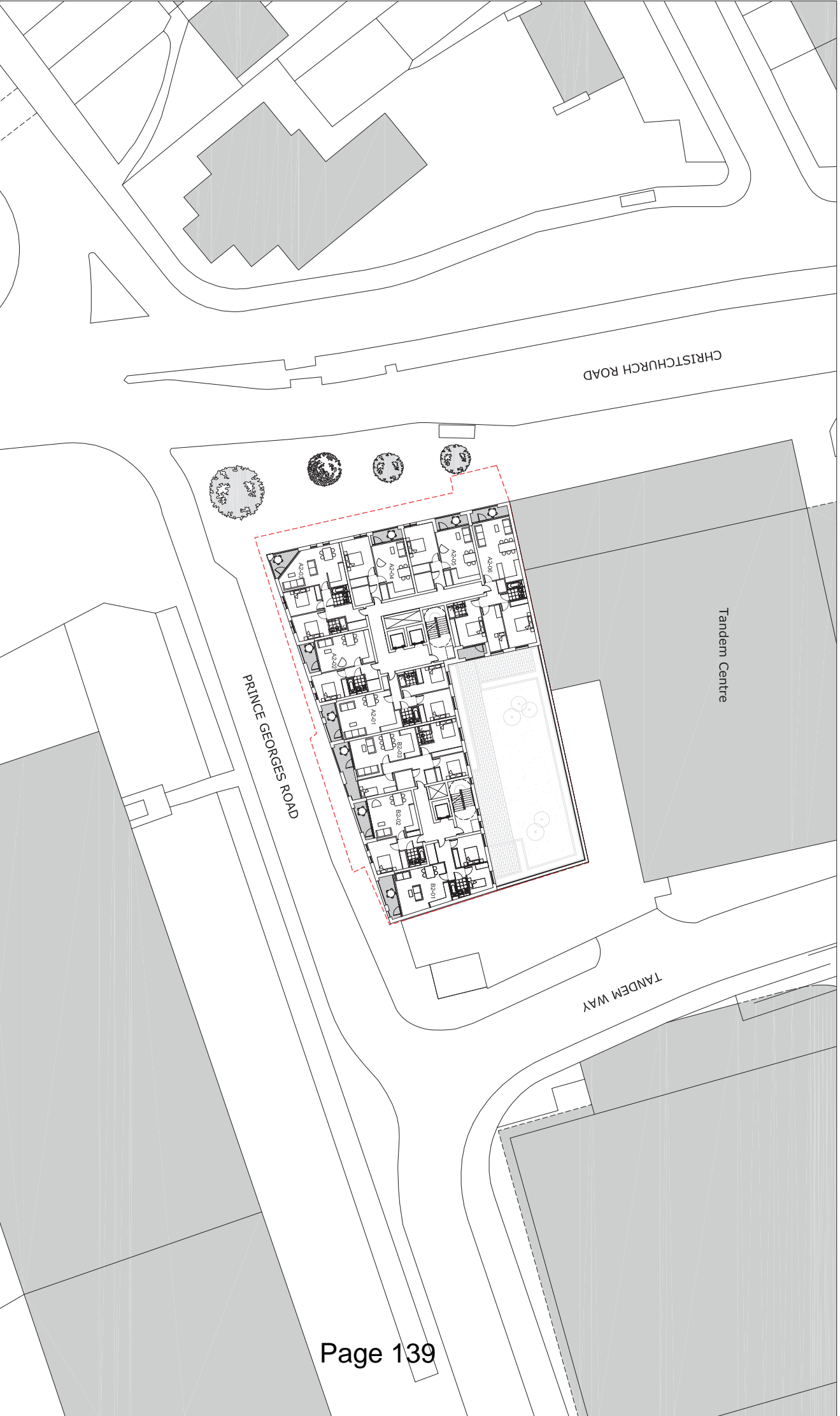
NOTES

1. All dimensions to be checked by the Contractor and the surveyor before the ground work is required to start.
2. The Contractor shall provide a full set of the ground work and building work for the convenience of the client.
3. The Contractor shall provide a full set of the ground work and building work for the convenience of the client.
4. The Contractor shall provide a full set of the ground work and building work for the convenience of the client.
5. The Contractor shall provide a full set of the ground work and building work for the convenience of the client.
6. The Contractor shall provide a full set of the ground work and building work for the convenience of the client.

Revisions

No	Date	By	Checked	Approved	Reason
	XX/XX/20XX				

Project	Project No	Drawing No
118-120 Christchurch Road, Colliers Wood	5715	A091
TRB	Date	Scale
First Floor Plan	September 2013	1:200 @ A1
Status	PLANNING	Rev
		P1



AROS

Aros Architects
 1st Floor, Spire
 118-120 Christchurch Road,
 London SE1 1UN

Telephone
 +44 (0)20 7938 3444
 +44 (0)20 7938 3450

Email
 info@arosarchitects.com
 www.arosarchitects.com

- NOTES**
1. All dimensions to be checked by the Contractor on site. Any discrepancies to the drawings are to be reported to the ARS Ltd.
 2. The Contractor shall verify the accuracy of the drawings and shall be responsible for the consequences of any error.
 3. The Contractor shall provide a full set of drawings and specifications for the construction of the work.
 4. The Contractor shall provide a full set of drawings and specifications for the construction of the work.
 5. The Contractor shall provide a full set of drawings and specifications for the construction of the work.
 6. The drawings to be supplied to the Contractor shall not be subject to other parties without ARS Ltd's agreement.

Revisions

No.	Date	By	Checked	Approved
1	XX/XX/20XX			

Project
 118-120 Christchurch Road, Colliers Wood
 TRB
 Second Floor Plan

Project No
 5715

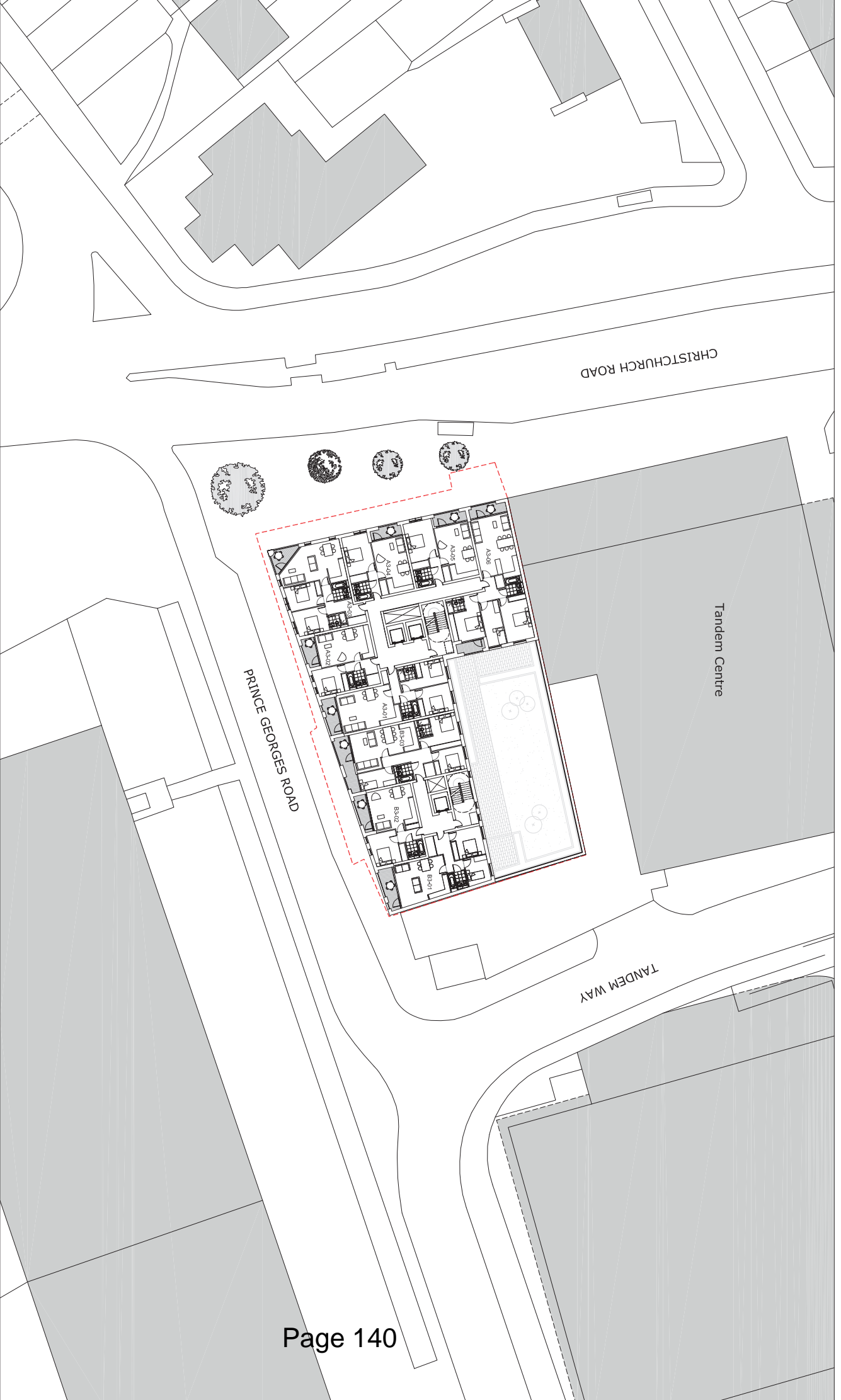
Date
 September 2013

Status
 PLANNING

Drawing No
 A002

Scale
 1:200 @ A1

Rev
 P1



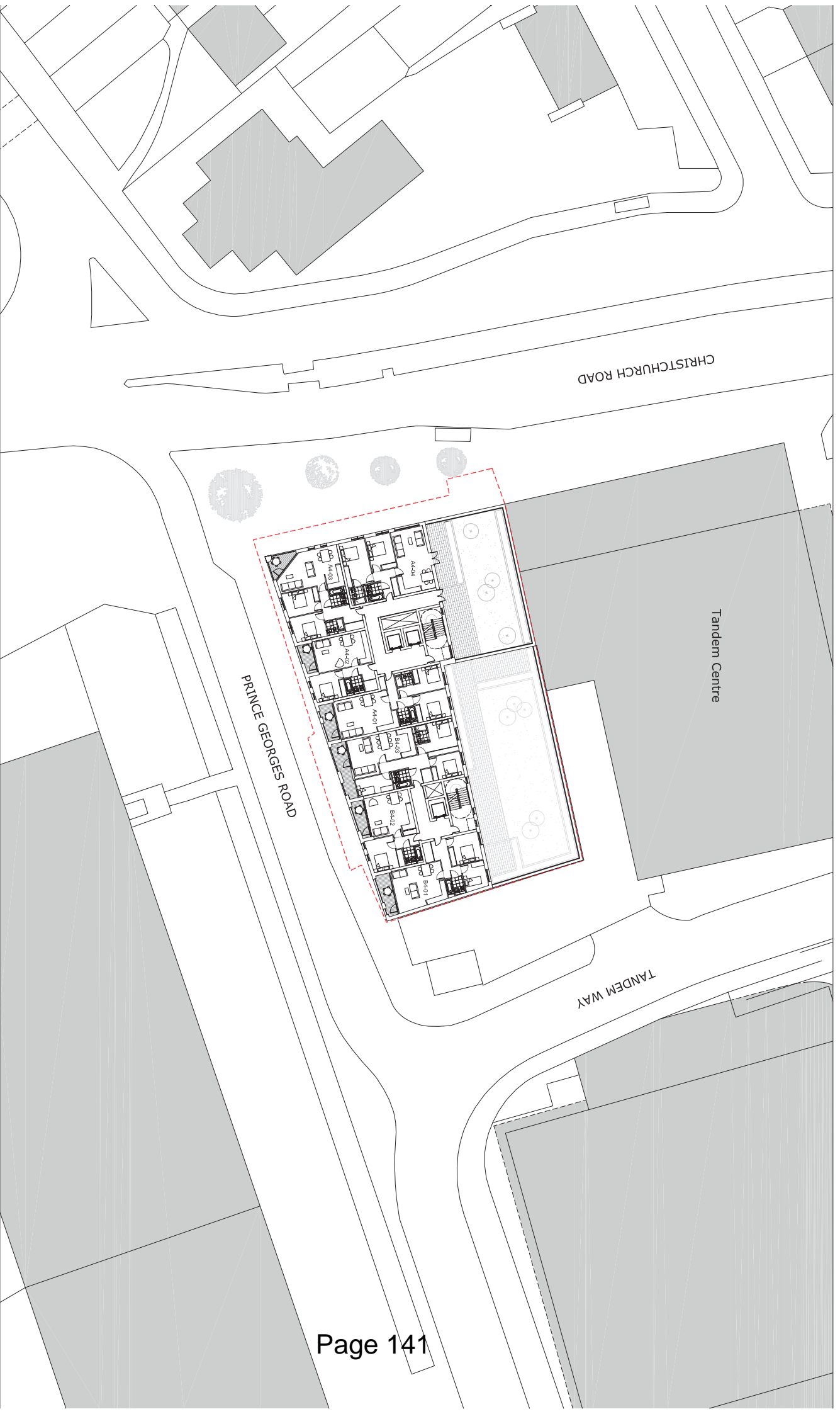
NOTES

1. All dimensions to be checked by the Contractor on site, any discrepancies to the drawings are to be reported to the ARS Ltd.
2. The Contractor shall verify the accuracy of the drawings and shall be responsible for the consequences of any error.
3. The Contractor shall provide a full set of drawings and shall be responsible for the consequences of any error.
4. The Contractor shall provide a full set of drawings and shall be responsible for the consequences of any error.
5. The Contractor shall provide a full set of drawings and shall be responsible for the consequences of any error.
6. The drawings to be checked by ARS Ltd and the contractor must not be allowed to other parties without ARS Ltd agreement.

Revisions

No	Date	By	Checked	Approved
	XX/XX/20XX			

Project	118-120 Christchurch Road, Collens Wood	Project No	5715	Drawing No	A003
TRF	Third Floor Plan	Date	September 2013	Scale	1:200 @ A1
Status	PLANNING	Rev	P1		



- NOTES**
1. All dimensions to be checked by the Contractor at the site throughout the building work to be reported to the IAB.
 2. The Contractor shall verify a full set of the drawings and specifications for the construction of work.
 3. The Contractor shall provide a full set of the drawings and specifications for the construction of work.
 4. The Contractor shall provide a full set of the drawings and specifications for the construction of work.
 5. The Contractor shall provide a full set of the drawings and specifications for the construction of work.
 6. The drawings to be checked by the IAB and the Contractor must not be altered to other parties without the agreement.

Revisions

No.	Date	By	Checked	Approved	Reason
1	XX/XX/20XX				

Project
 118-120 Christchurch Road, Collins Wood
 TRB
 Fourth Floor R/Bn

Project No
 5715

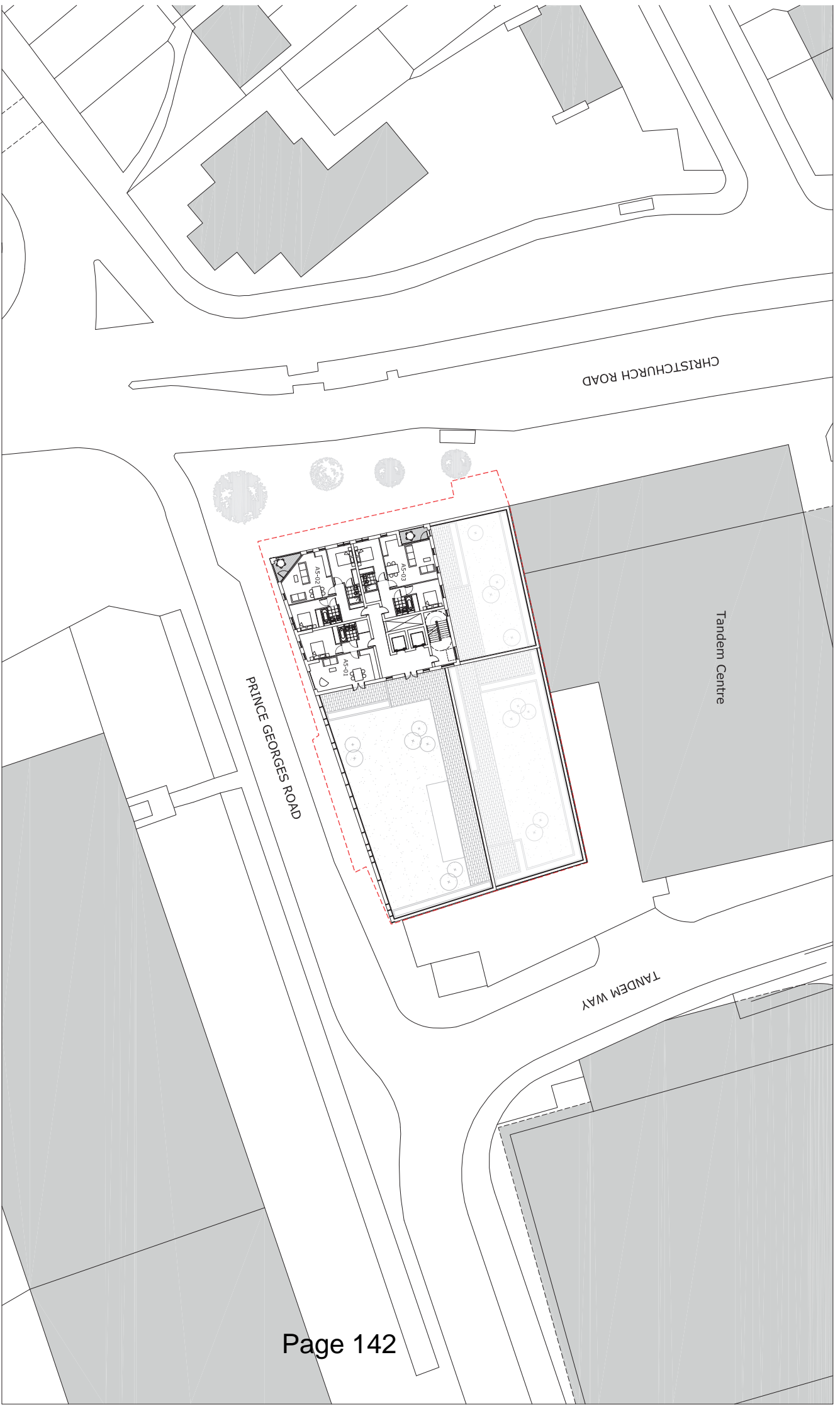
Date
 September 2013

Status
 PLANNING

Drawing No
 A004

Scale
 1:200 @ A1

Rev
 P1



NOTES

1. All dimensions to be checked by the Contractor at the site throughout the building work to be reported to the LIA.
2. The Contractor shall verify a full set of the ground and subsoil conditions for the construction of the work.
3. The Contractor shall provide a full set of the ground and subsoil conditions for the construction of the work.
4. The Contractor shall provide a full set of the ground and subsoil conditions for the construction of the work.
5. The Contractor shall provide a full set of the ground and subsoil conditions for the construction of the work.
6. The drawings by the architect of this set and the contract must not be referred to other parties without the architect's agreement.

Revisions

No	Date	By	Checked	Reason
1	XX/XX/20XX			

Project

118-120 Christchurch Road, Colliers Wood
 5th Floor Plan

Project No

5715
 Date
 September 2013

Drawing No

A005
 Scale
 1:200 @ A1
 Rev
 P1

Status

PLANNING