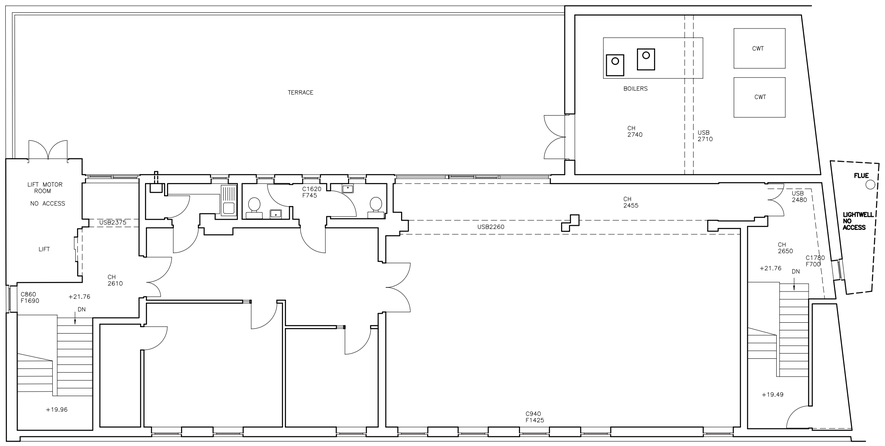

SECOND FLOOR

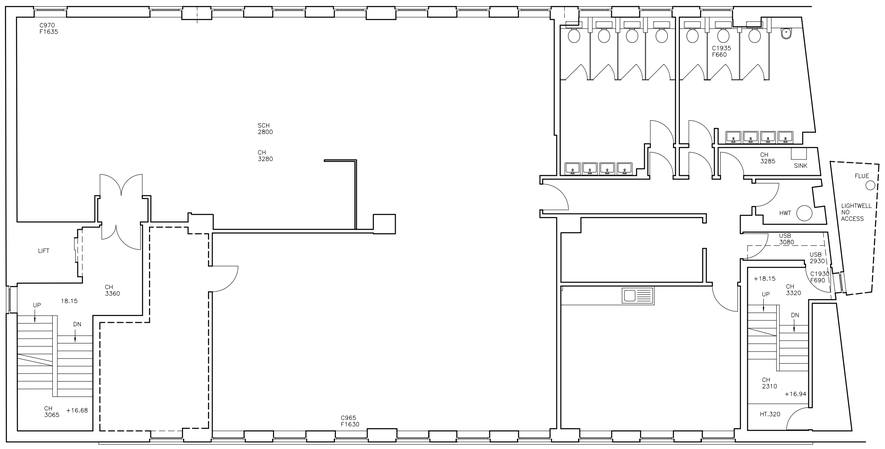

FIRST FLOOR

LEVELS RELATE TO :-

OSBM SITUATED ON NORTHSIDE EL.SUB.STA. MILNER ROAD. VALUE 14.87m

DN DETAIL SURVEY

AB	AIR BRICK	JB	JUNCTION BOX
AC	AIR COMPRESSOR	LB+	LITTER BIN
ACU	AIR CONDITIONING UNIT	LC	LAMP COLUMN
AL	AIR LINE	LT	LIGHT
AP	AIR PORTAL STONE PAVING	MKR	MARKER (SERVICE)
AT	AIR TOWER	MP	METAL POST
BB	BELISHA BEACON	MPT	MOORING POST
BH	BORE HOLE	MR	MOORING RING
BHV	BORD HOLE	MS	MOORING STAKE
BL	BED LEVEL	OH	OVER HEAD
BOLL	BOLLARD	OST	OIL STORAGE TANK
BS	BUS STOP	PB	POST BOX
BT	BRITISH TELECOM	PC	PAVEMENT CROSSING
CAB	CABINET	PL	PAVEMENT LIGHT
CBK	COAL BUNKER	PM	PARKING METER
C.BOX	CONTROL BOX	PS	POLE SIGN
CG	CONTROL GAUGES	RB	ROOD BEACE
CI	CAST IRON	RL	ROOF LEVEL
CL	COVER LEVEL	RS	ROAD SIGN
CPL	COAL PLATE	SB	SAND/GRIT BIN
CTV	CLOSED TELEVISION	SBL	SINGLE BLUE PLATE
DRL	DOUBLE RED LINE	SRL	SINGLE RED LINE
DYL	DOUBLE YELLOW LINE	SYL	SINGLE YELLOW LINE
ELEC	ELECTRICITY	TCB	TELEPHONE CALL BOX
F.BED	FRESH AIR INLET	TH	TRIAL HOLES
F.INLT	FRESH AIR	TL	TRAFFIC LIGHT CONTROL BOX
FH	FIRE HYDRANT	TP	TELEGRAPH POLE
FLT	FLOOD LIGHT TOWER	TRL	TRAFFIC LIGHT
FP	FENCE POLE	TT	TOP OF TANK
G	GULLY	TT	TOP OF TANK
GG	GAS GOVERNER	TW	TOP OF WALL
GV	GAS VALVE	TF	TOP OF FENCE
HT	HEIGHT	UTL	UNABLE TO LIFT
IC	INSPECTION COVER	VC	VEHICLE CRACE
IL	INVERT LEVEL	VP	VENT PIPE
ILL	ILLUMINATED	WL	WATER LEVEL
IP	INSPECTION PLATE	WM	WATER METER
		WP	WOOD POST
		WV	WATER VALVE

DN FENCES/DIVISIONS

CP/	CONCRETE POST	/HB	HORIZONTAL BOARD
/MP	METAL POST	/MP	MESH/WOVEN PANEL
/WP	WOOD POST	/M	MESH
/BW	BARBED WIRE	/MR	METAL RAIL
/CB	CONCRETE BLOCK	/PL	PLASTIC RAIL
/CI	CORRUGATED IRON	/RL	ROOT LINE
/CL	CHAIN LINK	/VB	VERTICAL BOARD
/CP	CHESTNUT PALING	/W	WIRE
/CPP	CONCRETE PALING	/WR	WOOD RAIL
		/CSW	CONC SEGTION WALL

DN BUILDINGS

AV	AIR VENT	RWP	RAIN WATER PIPE
CILL	CILL LEVEL	SA	SPRING OF ARCH
C	CENTRE OF ARCH	SH	SHORTEST CEILING HEIGHT
CH	CEILING HEIGHT	SD	SLIDING DOOR
CWT	COLD WATER TANK	SP	SOIL PIPE
DP	DOWN PIPE	SVP	SEWER VENT PIPE
EDP	ELECTRIC SWITCH PANEL	USD	UP & OVER DOOR
F	FRAME HEIGHT	UB	UNDERSIDE OF BEAM
FL	FLOOR LEVEL	WB	WATER BUTT
GRL	GLAZED ROOF LIGHT	WH	WATER HEATER
HWT	HOT WATER TANK	WT	WATER TANK
PART	PARTITIONING	WST	WATER STORAGE TANK
RSD	ROLLER SHUTTER DOOR	HEAD	HEAD LEVEL

W.P.G.SURVEYS
LAND SURVEYORS
P.O.BOX 1004A
SURBITON, SURREY, KT1 9AL
TEL: 020 8397 8361

SITE

16–20 MORDEN ROAD
SOUTH WIMBLEDON
SW19 3BN

DRAWING

SITE SURVEY & GRD
FLOOR LAYOUT PLAN

SCALE	DATE	JOB NO
1:100	AUG 2018	5409
SURVEYED BY SP.CP		DRAWING NO 01
DRAWN BY SP		

FOR

PEER SECURITIES LTD

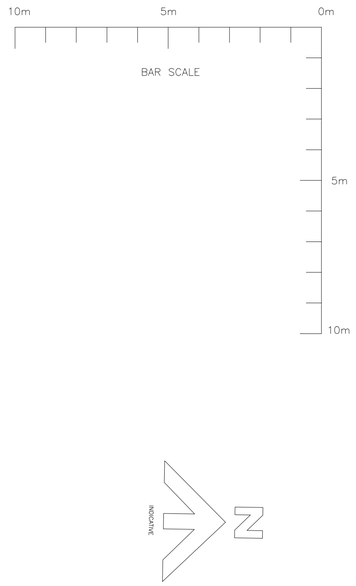

title

16-20 MORDEN ROAD, SOUTH WIMBLEDON
LONDON SW19 3BN

client

PEER SECURITIES LTD

description

FIRST AND SECOND FLOOR PLANS
AS EXISTING

burgess mean architects
unit 1, the warehouse
12 ravensbury terrace
london
SW18 4RL

all dimensions to be checked on site. any discrepancy between this drawing and other information is to be referred to the partnership. This drawing is copyright.

t: 020 8944 8050 f: 020 8946 9506 e: bma@burgessmean.co.uk

date:	JANUARY 2019	scale	project	drawing	revision
drawn by: SA		1:100 (A1)	181202	S/02	
file name:					
checked:					

This page is intentionally left blank