

Summary Statement of Accounts

31st March 2019

INTRODUCTION

The purpose of this explanatory paper is to provide Council stakeholders with a guide to the full Statement of Accounts and to give clear answers to the following key questions:

- What did our services cost in the year?
- Where did the money come from?
- What are our assets and liabilities?

It is both a summary and an interpretation of the accounts, highlighting the key issues that have arisen during the financial year. The full set of accounts are available on the Council's website at:

<https://www2.merton.gov.uk/council/finance.htm>.

THE STATEMENT OF ACCOUNTS

The Statement of Accounts, which has been prepared in accordance with the Local Authority Code of Accounting Practice, is the source of information for this paper, which focuses on the following key areas:

Comprehensive Income and Expenditure Statement - Shows the net cost of Council services and the income received from fees and charges and specific grants from Central Government.

Balance Sheet - Shows the Council's assets and how they have been financed.

Pension Scheme (Defined Benefit Pension Scheme)- Shows member contributions to the scheme and the benefits paid from it, together with details of investment activity during the year. It excludes Pension Fund liabilities.

FINANCIAL HIGHLIGHTS 2018/19

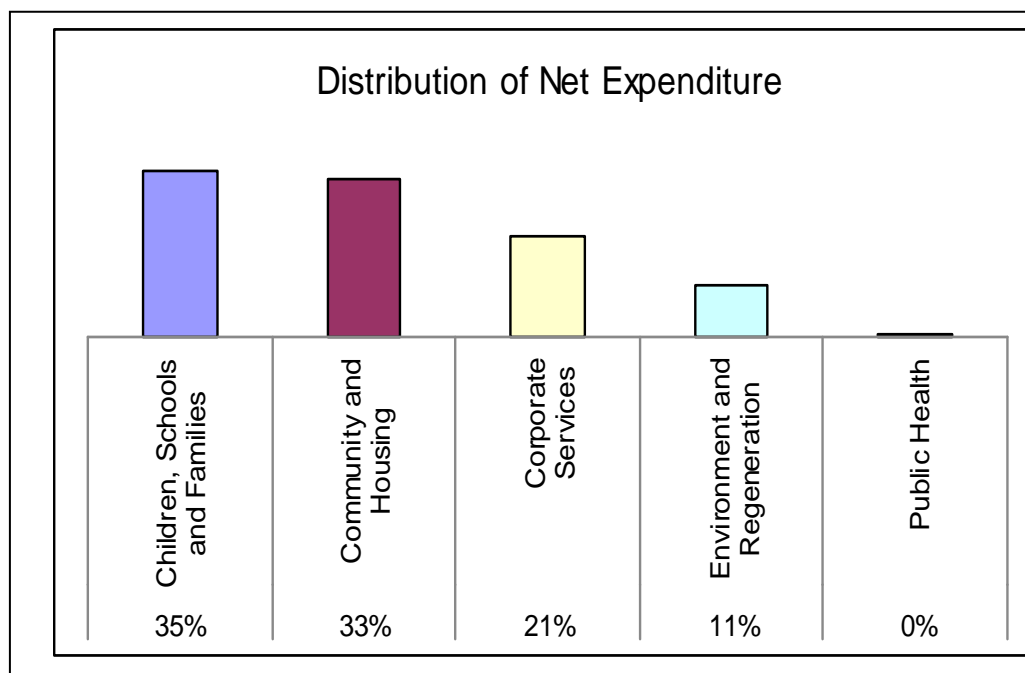
- Total net assets decreased by £7m, comprising a £13m decrease in unusable reserves and a £6m increase in usable reserves. The £13m decrease in unusable reserves was due to a £19m decrease in capital reserves; increase in the pensions reserve and Collection Fund adjustments totalling £6m.
- Borrowing remained unchanged at £113m at 31/03/19.
- The Council had a net underspend of £7.6m against its budget in 2018/19, which has been added to earmarked revenue reserves.

REVENUE SPENDING

Merton's net cost of services was £179.4m, attributable to services as shown below:

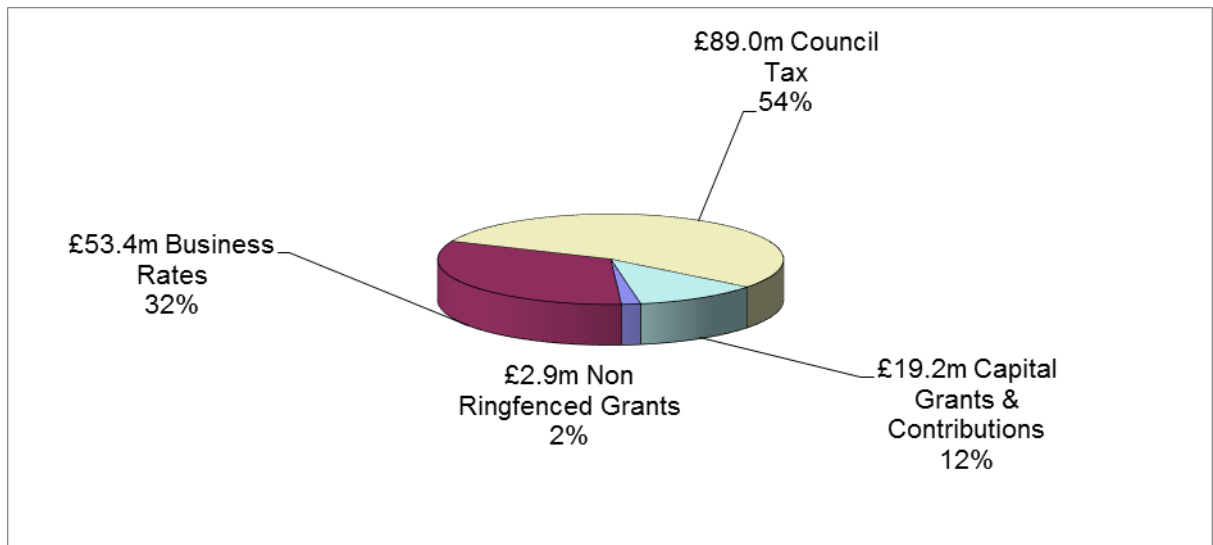
Service Areas	Gross Expenditure £m	Gross Income £m	Net Expenditure £m
Children, Schools and Families	231.7	(168.4)	63.3
Community and Housing	82.6	(23.2)	59.4
Corporate Services*	132.5	(94.6)	37.9
Environment and Regeneration	59.1	(40.3)	18.8
Public Health	10.1	(10.1)	0.0
Net Cost of Services	516.0	(336.6)	179.4

* Includes Housing Benefits



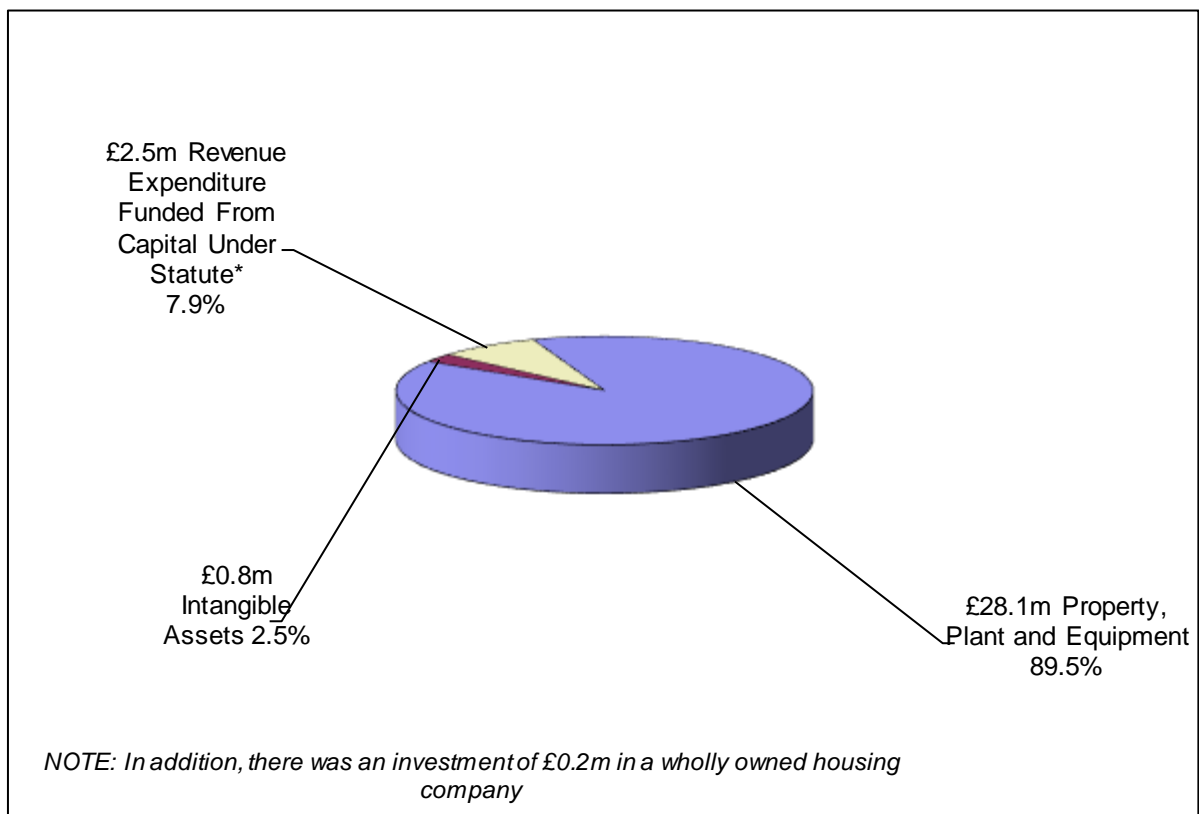
How was expenditure funded?

Other than income collected by departments from fees, charges and specific government grants, services are paid for from contributions from the business rates pool, council tax and special grants for specific purposes. The following chart shows the actual funding of the net cost of services from local taxation and non-specific grant income:



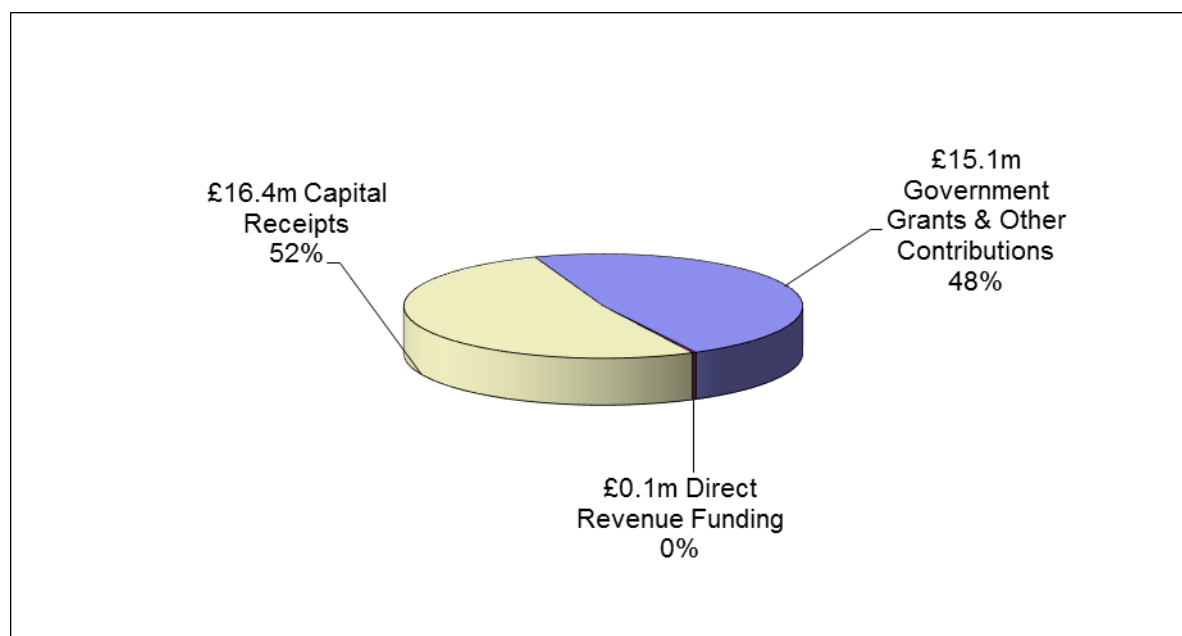
CAPITAL SPENDING

Capital expenditure relates to spending on fixed assets such as buildings and equipment where the benefits to the Authority last for more than one year. The Council spent £31.6m in 2018/19 as shown below.



*This is revenue expenditure, which can be funded from capital resources under statutory requirements.

Capital spending was financed from a variety of resources as shown below.



Capital expenditure and the budget for the next four years, is shown by department in the following table. The budget is based upon the budget approved on 6 March 2019 plus slippage:

Department	Outturn 2018/19 £000s	Capital Budget (£000's)			
		2019/20	2020/21	2021/22	2022/23
Corporate Services	4,918	28,857	4,270	3,870	14,167
Community and Housing	893	971	1,118	913	882
Children, Schools & Families	8,333	10,203	5,618	3,150	1,900
Environment & Regeneration	17,280	13,498	7,782	7,504	4,401
Total	31,424	53,529	18,788	15,437	21,350

FINANCIAL HEALTH

The Balance Sheet gives a snapshot of the Council's financial position at the year-end (i.e. 31st March 2019). It shows what the Council owns (its assets) and what it owes (its liabilities) and the funds which support them.

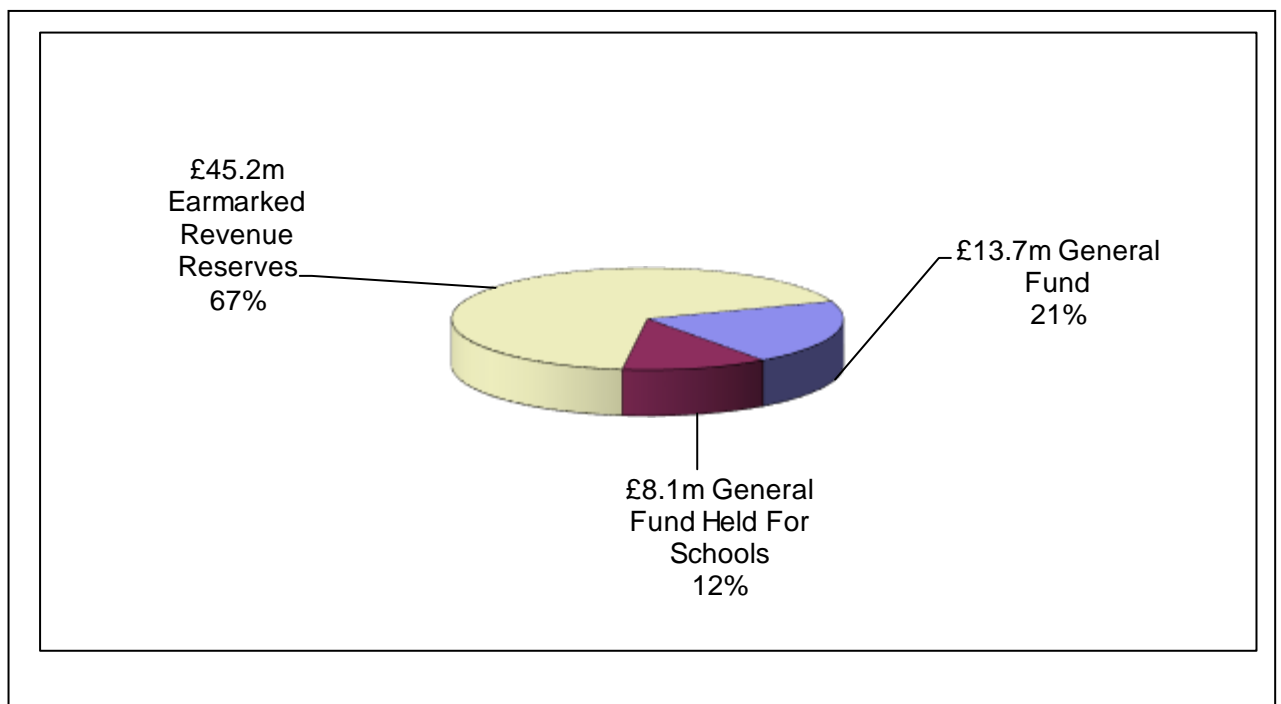
Summary Balance Sheet

Assets	As at 31 st March 2018 £m	As at 31 st March 2019 £m
Fixed and Other Long Term Assets	741	713
Current Assets including investments, cash and debtors	118	141
Current Liabilities including creditors and short term borrowing	(65)	(68)
Total Assets Less Current Liabilities	794	786
Long term borrowings	(113)	(113)
Other liabilities and provisions	(46)	(52)
Pension Fund Liability	(350)	(343)
Total Long Term Liabilities	(509)	(508)
Total Net Assets	285	278
Represented by:		
Reserves and balances which can be spent	(87)	(93)
Reserves and balances which cannot be spent	(198)	(185)
Total Net Worth	(285)	(278)

RESERVES AND FUND BALANCES

In total, the Council now has usable reserves and fund balances amounting to £93m, being £26m capital receipts and grants, and £67m fund balances and revenue reserves which are broken down below.

Breakdown of Fund Balances and Revenue Reserves



PENSION SCHEME

The pension scheme is financed by contributions from employees and the employer, together with income and proceeds from investments administered by the Council. The Council is required to report where the assets and liabilities stand on an IAS19 commitment basis. On this basis, the assets in the scheme increased by £54m during the year to £665m and the estimated pension liability increased by £46m to £1,007m, leading to an £8m increase in the pension deficit, which stands at a notional £342m. Although this is a significant notional liability, the basis on which the pension deficit is valued for funding purposes is determined by a separate triennial actuarial valuation. Under the latest actuarial valuation, the Council has a 12-year plan to eliminate the deficit.

CABINET REPORTING

The revenue outturn in the Statement of Accounts has been prepared in accordance with the CIPFA Code of Practice, which is based on IFRS accounting. A reconciliation of the Cabinet reporting, which is used for management purposes, to the CIPFA Code of Practice reporting is provided within the 2018/19 Statement of Accounts as disclosure note 1.

Disclaimer: - All of the figures in this summary have been compiled having due regard to proper accounting practice. In order to provide simplified and meaningful summary information, some figures have been combined.