
























Performance Monitoring Report – Sustainable Communities – December & Quarter 3 2017

Dept.	PI Code & Description	Polarity	December 2017					YTD Result	Annual YTD Target	YTD Status
			Value	Target	Status	Short Trend	Long Trend			
Libraries	CRP 059 / SP 008 No. of people accessing the library by borrowing an item or using a peoples network terminal at least once in the previous 12 months	High	64,957	56,000				64,957	56,000	
Libraries	CRP 060 / SP 009 No. of visitors accessing the library service on line	High	186,813	156,240				186,813	156,240	
Housing Needs & Enabling	CRP 061 / SP 036 No. of households in temporary accommodation	Low	175	230				184.89	230	
Housing Needs & Enabling	CRP 062 / SP 035 No. of homelessness preventions	High	386	338				386	338	
Housing Needs & Enabling	SP 037 Highest No. of families in Bed and Breakfast accommodation during the year	Low	2	10				2.22	10	
Housing Needs & Enabling	SP 038 Highest No. of adults in Bed and Breakfast accommodation	Low	4	10				1.78	10	
Libraries	SP 279 % Self-service usage for stock transactions (libraries)	High	97%	97%				97%	97%	
Libraries	SP 280 No. of active volunteers in libraries (Rolling 12 Month)	High	276	220				276	220	
Libraries	SP 282 Partnership numbers (Libraries)	High	43	30				43	30	
Libraries	SP 287 Maintain Library Income	High	£334,051	£248,551				£334,051	£248,551	

Dept.	PI Code & Description	Polarity	Quarter 3 2017/18					YTD Result	Annual YTD Target	YTD Status
			Value	Target	Status	Short Trend	Long Trend			
Housing Needs & Enabling	SP 277 Social Housing Lets	High	207	235				207	235	
Housing Needs & Enabling	SP 360 No. of enforcement / improvement notices issued	High	49	48				49	48	
Housing Needs & Enabling	SP 361 No. of Disabled Facilities Grants (DFG) approved	High	67	42				67	42	
Merton Adult Education	SP 457 Number of enrolments per annum	High	378	991				4,836	3,964	
Merton Adult Education	SP 458 Number of new learners per annum (not registered as learners in previous year)	High	53.59%	50%				66.04%	50%	
Merton Adult Education	SP 462 % of enrolments from deprived wards	High	27.15%	27%				28.74%	27%	